


## holder for cylindrical fuses (31113)



The picture may show a similar product.

### Description

Part No.: **31113**000

AMBUS<sup>®</sup> Panel

holder for cylindrical fuses

10x38 / 3P

32 A / 690 V

for mounting rail

### System

Panel

### Advantages of the product

large clamping range

holder for label

Product group 17

Subgroup 06

pack size 4

EAN 4021267311131

catalog page 2020 : 6.6

ECLASS 6.1 27142190

ECLASS 7.1 27142190

ETIM 4.0 EC002705

ETIM 5.0 EC002705

## Approvals

### Standards

IEC 60947-1:2020

IEC 60947-3:2020 AC ratings only

UL 4248-1

### Approvals

IEC (CB) , CSA , UL , CCC



for UL feeder circuits >250V

type number: AES10x38

UL file: E230163, UL category (for USA): IZLT <https://www.ul.com>

UL file: E230163, UL category (for Canada): IZLT7 <https://www.ul.com>

CSA file: 110285, CSA class: 6225-01 <https://directories.csa-international.org>

CCC certificate: 2012010302581751

## Technical data

for fuse links size: 10x38

fuse links acc. to standard: IEC / HD 60269-2

permitted power dissipation of the fuse-link: 3 W

### Details IEC

#### Standards

IEC 60947-1:2020

IEC 60947-3:2020 AC ratings only

## Electrical data IEC

Rated current (IEC): 32 A  
rated voltage (IEC) AC: 690 V

rated isolation voltage  $U_i$  AC: 800 V  
rated surge voltage  $U_{imp}$ : 6 kV

Utilisation category AC (IEC 60947-3): AC-22B (400V)

cond. short-circuit current with fuses (AC): 100 kA / 400 V (32A)  
100 kA / 500 V (25A)  
approved with fuse links of operation class: gG

power dissipation of the article:  
The power dissipation at a typical load of 80 % results to 0.6 W.  
(The power dissipation at full load would be 0.9 W.)

## Supplementary data IEC

The following values have been verified with tests under certain conditions. Please ask Wöhner for this conditions before designing your panel.

further utilisation category AC (IEC 60947-3): AC-20B (1000 V) at pollution degree 2

A fuse-combination unit acc. to IEC 60947-3 can only be operated at a higher voltage than its rated voltage, if it is used as a fuse-disconnector without breaking capacity, up to its max. rated insulation voltage and labelled as such.

for fuse links as per IEC / EN 60269-2 with permitted rated power dissipations  
up to max. 3W for gG/gL  
up to max. 1.2W for aM

## Details UL

### Standards

UL 4248-1

for UL feeder circuits >250V  
suitable for field-installed conductors

### Electrical data UL

rated current (UL): 30 A  
rated voltage (UL) AC: 600 V  
rated frequency (UL): 50 / 60 Hz  
rated voltage (UL) DC: 600 V  
for wires UL: Cu 75°C

SCCR: 100 kA

### Mechanical data

W x H x D: 54 x 81 x 58  
weight: 15.5 kg/100  
poles: 3-pole  
Mounting: for mounting rail

degree of protection: IP20  
front degree of protection: IP20

## Terminal points

cage clamp connection

screw drive:	PZ2
wire stripping:	11 mm
min. cross-section:	0.75 mm <sup>2</sup>
max. cross-section:	25 mm <sup>2</sup>
Md min.:	2.0 Nm
Md max.:	2.5 Nm

Not suitable for aluminium cables !

min. cross-section UL:	AWG 18
max. cross-section UL:	AWG 4
torque (UL):	18 - 22 lb-in
for wires UL:	Cu 75°C

for applications acc. to IEC / EN :

1 wire:

Cu 0,75 - 25 mm<sup>2</sup>

2 wires (of same cross-section):

Cu 0,75 - 10 mm<sup>2</sup>

flexible cables, directly or with wire-end ferrule

(flexible cables of max. cross-section may not fit when using wire-end ferrule)

Md 2,0 - 2,5 Nm / 18 - 22 lb.in.

for applications acc. to UL / CSA :

only Cu cables acc. to UL 486E

1 wire:

AWG 18 - AWG 8, Class B, Md 2,0 - 2,5 Nm / 18 - 22 lb.in.


AWG 6 - AWG 4, Class C, Md 2,5 - 3,0 Nm / 22 - 26 lb.in.

2 wires (of identical cross-section):

AWG 18 - AWG 8, Class B, Md 2,0 - 2,5 Nm / 18 - 22 lb.in.

AWG 6, Class C, Md 2,0 - 2,5 Nm / 18 - 22 lb.in.

## Accessories



### 31102000A

comb-type busbar, 3-pole, bridge type, pitch 18 mm  
80 A, 1 m long  
16 mm<sup>2</sup>




### 31103000

connection terminal, side connection  
6 - 25 mm<sup>2</sup>  
for: 31101, 31102



### 31157000

connection terminal, front connection  
6 - 25 mm<sup>2</sup>  
for: 31101, 31102



### 31549000

comb-type busbar, 3-pole, bridge type, pitch 18 mm  
100 A, 1 m long  
25 mm<sup>2</sup>



### 31550000

connection terminal, front connection  
6 - 35 mm<sup>2</sup>  
for: 31549, 31561