


busbar adapter 32 A (32441)



The picture may show a similar product.

Description

Part No.: **32441**000

EQUES[®] 60Classic

busbar adapter 32 A

1 adjustable mounting rail

54 x 200, with leads AWG 10 (6 mm²)

for busbars 12, 15, 20, 25, 30 x 5, 10 and section busbars

System

60Classic

Advantages of the product

Conductor ends ultrasonically sealed.

Click mechanism when pushing onto the busbar.

Product group 05

Subgroup 21

pack size 4

EAN 4021267324414

catalog page 2020 : 3.11

ECLASS 6.1 27370304

ECLASS 7.1 27370304

ETIM 4.0 EC001531

ETIM 5.0 EC001531

Approvals

Standards

IEC 61439-1:2011

UL 508

Approvals

CSA , UL , DNV GL



for UL feeder circuits >250V

type number: EEC6032-L

UL file: E123577, UL category (for USA): NMTR <https://www.ul.com>

UL file: E123577, UL category (for Canada): NMTR7 <https://www.ul.com>

CSA file: 110285, CSA class: 3211-37 <https://directories.csa-international.org>

CCC approval: no certification required

Technical data

Details IEC

Standards

IEC 61439-1:2011

Electrical data IEC

Rated current (IEC): 32 A

rated voltage (IEC) AC: 690 V

rated isolation voltage U_i AC: 800 V

rated surge voltage U_{imp} : 6 kV

short-circuit withstandability: the short-circuit capacity of the combination of adapter and motor starter depends on the motor starter

power dissipation of the article:

The power dissipation at a typical load of 80 % results to 1,5 W.

(The power dissipation at full load would be 2,4 W.)

Details UL

Standards

UL 508

for UL feeder circuits >250V

Electrical data UL

rated current (UL): 30 A

rated voltage (UL) AC: 600 V

rated frequency (UL): 50 / 60 Hz

SCCR unprotected max.: 5 kA

3 cycles (without OPD) @ 600 V AC

SCCR protected max.: 65 kA

SCCR: 65 kA with any DIVQ/7 circuit breaker 40 A / 480 V AC

65 kA with any NKJH/7 Comb. Motor Controller type E 32 A / 480 V AC

Mechanical data

W x H x D: 54 x 200 x 63

weight: 36,6 kg/100

poles: 3-pole

for busbars: 12, 15, 20, 25, 30 x 5, 10 and section busbars

There must be a clearance of at least 12 mm above the article to remove it from the busbar system.

Terminal points


with leads AWG10 (6 mm²)

wire stripping: 9 mm


Reference

For compact mounting of complete motor circuits with commercially available switchgear and safe mechanical and electrical connection to the busbar system.


Accessories



32948000
mounting rail 54 mm
for busbar adapters



32969000
mounting rail end stop



32963000
side-mounted module for busbar adapters
attachable to both sides
9 x 200
for: EEC60..



32953000A
positioning piece for Siemens S2
NEW