

## UR20-8DI-ISO-2W

**Weidmüller Interface GmbH & Co. KG**

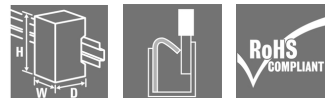
Klingenbergstraße 26

D-32758 Detmold

Germany

[www.weidmueller.com](http://www.weidmueller.com)

### Product image



### Digital input modules P- or N-switching; Reverse polarity protection, up to 3-wire +FE

Digital input modules from Weidmüller are available in different versions and are used primarily to receive binary control signals from sensors, transmitters, switches or proximity switches. Thanks to their flexible design, they will satisfy your need for well co-ordinated project planning with reserve potential.

All modules are available with 4, 8 or 16 inputs and comply fully with IEC 61131-2. The digital input modules are available as P- or N-switching variant. The digital inputs are for Type 1 and Type 3 sensors in accordance with the standard. With a maximum input frequency of up to 1 kHz, they are used in many different applications. The variant for PLC interface units enables rapid cabling to the proven Weidmüller interface sub-assemblies using system cables. This ensures rapid incorporation into your overall system. Two modules with a timestamp function are able to capture binary signals and to provide a timestamp in 1  $\mu$ s resolution. Further solutions are possible with

the module UR20-4DI-2W-230V-AC which works with accurate current up to 230V as an input signal.

The module electronics supply the connected sensors from the input current path ( $U_{IN}$ ).

### General ordering data

Version	Remote I/O module, IP20, Digital signals, Input, 8-channel
Order No.	<a href="#">2457240000</a>
Type	UR20-8DI-ISO-2W
GTIN (EAN)	4050118472264
Qty.	1 pc(s).
Replacement parts	<a href="#">1350930000</a> <a href="#">2545760000</a>

## UR20-8DI-ISO-2W

Weidmüller Interface GmbH &amp; Co. KG

Klingenbergstraße 26

D-32758 Detmold

Germany

www.weidmueller.com

## Technical data

## Dimensions and weights

Depth	76 mm	Depth (inches)	2.992 inch
Height	120 mm	Height (inches)	4.724 inch
Width	11.5 mm	Width (inches)	0.453 inch
Mounting dimension - height	128 mm	Net weight	85 g

## Temperatures

Storage temperature	-40 °C ... +85 °C	Operating temperature	-20 °C ... +60 °C
---------------------	-------------------	-----------------------	-------------------

## Environmental Product Compliance

REACH SVHC	Lead 7439-92-1	SCIP	82327f13-cd27-455a-ab5b-a62e1996dcf8
------------	----------------	------	--------------------------------------

## digital inputs

Individual channel diagnosis	No	Input filter	Input delay adjustable from 0 to 40 ms
Input voltage, high	> 11 V	Input voltage, low	< 10 V
Insulation	500 V (channel to channel), 500 V (channel to supply voltage)	Module diagnosis	Yes
Number of digital inputs	8	Reverse polarity protection	Yes
Sensor connection	2-wire	Sensor supply	No
Type	Types 1 and 3, EN 61131-2		

## Connection data

Type of connection	PUSH IN	Wire connection cross section, finely stranded, max.	1.5 mm <sup>2</sup>
Wire connection cross section, finely stranded, min.	0.14 mm <sup>2</sup>	Wire cross-section, finely stranded, max. (AWG)	AWG 16
Wire cross-section, finely stranded, min. (AWG)	AWG 26	Wire cross-section, solid, max.	1.5 mm <sup>2</sup>
Wire cross-section, solid, max. (AWG)	AWG 16	Wire cross-section, solid, min.	0.14 mm <sup>2</sup>
Wire cross-section, solid, min. (AWG)	AWG 26		

## General data

Air humidity (operation)	10% to 95%, non-condensing as per DIN EN 61131-2			
Air humidity (storage)	10% to 95%, non-condensing as per DIN EN 61131-2			
Air humidity (transport)	10% to 95%, non-condensing as per DIN EN 61131-2			
Air pressure (operation)	≥ 795 hPa (height ≤ 2000 m) as per DIN EN 61131-2			
Air pressure (storage)	1013 hPa (height 0 m) to 700 hPa (height 3000 m) as per DIN EN 61131-2			
Air pressure (transport)	1013 hPa (height 0 m) to 700 hPa (height 3000 m) as per DIN EN 61131-2			
Pollution severity	2			
Rail	TS 35			
Restricted area	Positive expansion	Z coordinate	85 mm	
		X coordinate	43 mm	
		Y coordinate	160 mm	
	Negative expansion	Type of restricted area		thermal
		X coordinate	-28 mm	
		Z coordinate	0 mm	
	Y coordinate	-40 mm		
Shock	15 g over 11 ms, half sinus wave, acc. to IEC 60068-2-27			

Creation date September 17, 2022 11:03:29 PM CEST

Catalogue status 09.09.2022 / We reserve the right to make technical changes.

## UR20-8DI-ISO-2W

Weidmüller Interface GmbH &amp; Co. KG

Klingenbergstraße 26

D-32758 Detmold

Germany

www.weidmueller.com

## Technical data

Surge voltage category	II
Test voltage	500 V
UL 94 flammability rating	V-0
Vibration resistance	5 Hz ≤ f ≤ 8.4 Hz: 3.5-mm amplitude as per IEC 60068-2-6, 8.4 Hz ≤ f ≤ 150 Hz: 1 g acceleration as per IEC 60068-2-6

## Power supply

Current consumption from I <sub>IN</sub> (the respective power segment)	No	Current consumption from I <sub>sys</sub> , typ.	8 mA
Reverse polarity protection	Yes	Voltage supply	no

## System data

Field bus protocol	PROFINET IRT, PROFINET RT, PROFIBUS DP-V1, EtherCAT, Modbus/TCP, EtherNet/IP, CANopen, DeviceNet, POWERLINK, CC-Link, CC-Link IE TSN	Galvanic isolation	500 V DC between the current paths
Interface	u-remote system bus	Module type	Digital input module
Transmission speed of system bus, max. 48 Mbit			

## Classifications

ETIM 6.0	EC001599	ETIM 7.0	EC001599
ETIM 8.0	EC001599	ECLASS 9.0	27-24-26-04
ECLASS 9.1	27-24-26-04	ECLASS 10.0	27-24-26-04
ECLASS 11.0	27-24-26-04	ECLASS 12.0	27-24-26-04

## Approvals

Approvals



ROHS	Conform
UL File Number Search	UL Website
Certificate no. (cULus)	E141197
Certificate no. (cULusEX)	E223527

## Downloads

Approval/Certificate/Document of Conformity	<a href="#">RINA certificate</a> <a href="#">DEMKO15ATEX1525X</a> <a href="#">CCC certificate</a> <a href="#">UKCA Declaration of Conformity - EN</a>
Engineering Data	<a href="#">Compatibility information – Combinability of UR20</a> <a href="#">CAD data – STEP</a>
Engineering Data	<a href="#">EPLAN</a>
User Documentation	<a href="#">MAN U-REMOTE DE</a> <a href="#">MAN U-REMOTE EN</a>
Catalogues	<a href="#">Catalogues in PDF-format</a>

Creation date September 17, 2022 11:03:29 PM CEST

Catalogue status 09.09.2022 / We reserve the right to make technical changes.

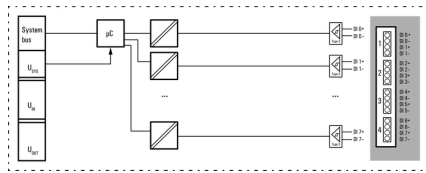
**UR20-8DI-ISO-2W**

**Weidmüller Interface GmbH & Co. KG**  
 Klingenbergstraße 26  
 D-32758 Detmold  
 Germany

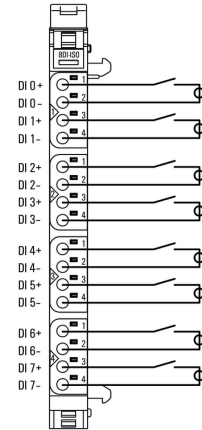
www.weidmueller.com

**Drawings**

**Block diagram**



**Connection diagram**



# Mouser Electronics

Authorized Distributor

Click to View Pricing, Inventory, Delivery & Lifecycle Information:

[Weidmuller:](#)

[2457240000](#)