

## busbar adapter 63 A (32454)



The picture may show a similar product.

### Description

Part No.: **32454000**

EQUES<sup>®</sup> 60Classic

busbar adapter 63 A

1 adjustable mounting rail

54 x 200, with leads AWG 8 (10 mm<sup>2</sup>)

for busbars 12, 15, 20, 25, 30 x 5, 10 and section busbars

### System

60Classic

### Advantages of the product

Conductor ends ultrasonically sealed.

Click mechanism when pushing onto the busbar.

Product group 05

Subgroup 24

pack size 4  
EAN 4021267324544

catalog page 2020 : 3.11

ECLASS 6.1 27370304  
ECLASS 7.1 27370304  
ETIM 4.0 EC001531  
ETIM 5.0 EC001531

## Approvals

### Standards

IEC 61439-1:2011  
UL 508

### Approvals

CSA , UL , DNV GL , EAC



for UL feeder circuits >250V

type number: EEC6063-L  
EAC Type: EQ

UL file: E123577, UL category (for USA): NMTR <http://www.ul.com>  
UL file: E123577, UL category (for Canada): NMTR7 <http://www.ul.com>  
CSA file: 110285, CSA class: 3211-37 <http://directories.csa-international.org>  
CCC approval: no certification required

## Technical data

### Details IEC

#### Standards

IEC 61439-1:2011

## Electrical data IEC

Rated current (IEC): 63 A  
rated voltage (IEC) AC: 690 V

rated isolation voltage  $U_i$  AC: 800 V

rated surge voltage  $U_{imp}$ : 6 kV

short-circuit withstandability: the short-circuit capacity of the combination of adapter and motor starter depends on the motor starter

power dissipation of the article:

The power dissipation at a typical load of 80 % results to 4.4 W.  
(The power dissipation at full load would be 6.9 W.)

## Details UL

### Standards

UL 508

for UL feeder circuits >250V

## Electrical data UL

rated current (UL): 65 A  
rated voltage (UL) AC: 600 V  
rated frequency (UL): 50 / 60 Hz

SCCR unprotected max.: 7.5 kA  
3 cycles (without OPD) @ 600 V AC

SCCR protected max.: 100 kA

SCCR: 65 kA with any DIVQ/7 circuit breaker 60 A / 480 V AC  
100 kA with JDDZ fuse Class CC, CF, J or T 60 A / 600 V AC  
65 kA with any NKJH/7 Comb. Motor Controller Type E 65 A / 480 V AC


## Mechanical data

W x H x D: 54 x 200 x 63  
weight: 39.2 kg/100  
poles: 3-pole  
for busbars: 12, 15, 20, 25, 30 x 5, 10 and section busbars


## Reference

For compact mounting of complete motor circuits with commercially available switchgear and safe mechanical and electrical connection to the busbar system.


## Accessories



**32948000**  
mounting rail 54 mm  
for busbar adapters



**32969000**  
mounting rail end stop



**32963000**  
side-mounted module for busbar adapters  
attachable to both sides  
9 x 200  
for: EEC60..



**32953000A**  
positioning piece for Siemens S2  
NEW