


busbar adapter 25 A (32430)



The picture may show a similar product.

Description

Part No.: **32430**000

EQUES[®] 60Classic

busbar adapter 25 A

1 adjustable mounting rail

45 x 200, with leads AWG 12 (4 mm²)

for busbars 12, 15, 20, 25, 30 x 5, 10 and section busbars

System

60Classic

Advantages of the product

Conductor ends ultrasonically sealed.

Click mechanism when pushing onto the busbar.

Product group 05

Subgroup 21

pack size 4
EAN 4021267324308

Katalogseite US US 2020 : 3.10

ECLASS 6.1 27370304
ECLASS 7.1 27370304
ETIM 4.0 EC001531
ETIM 5.0 EC001531

Approvals

Standards

IEC 61439-1:2011
UL 508

Approvals

CSA, UL, DNV GL, EAC



for UL feeder circuits >250V

type number: EEC6025-L
EAC Type: EQ

UL file: E123577, UL category (for USA): NMTR <http://www.ul.com>
UL file: E123577, UL category (for Canada): NMTR7 <http://www.ul.com>
CSA file: 110285, CSA class: 3211-37 <http://directories.csa-international.org>
CCC approval: no certification required

Technical data

Details IEC

Standards

IEC 61439-1:2011

Electrical data IEC

Rated current (IEC): 25 A
rated voltage (IEC) AC: 690 V

rated isolation voltage U_i AC: 800 V

rated surge voltage U_{imp} : 6 kV

short-circuit withstandability: the short-circuit capacity of the combination of adapter and motor starter depends on the motor starter

Motorschutzschalter bis 25 A:

50 kA @ 600 V / Durchlassstrom 7 kA

Motorschutzschalter bis 32 A:

25 kA @ 480 V / Durchlassstrom 9 kA

power dissipation of the article:

The power dissipation at a typical load of 80 % results to 1.2 W.

(The power dissipation at full load would be 1.9 W.)

Details UL

Standards

UL 508

for UL feeder circuits >250V

Electrical data UL

rated current (UL): 25 A
rated voltage (UL) AC: 600 V
rated frequency (UL): 50 / 60 Hz

SCCR unprotected max.: 5 kA
3 cycles (without OPD) @ 600 V AC

SCCR protected max.: 65 kA

SCCR: 30 kA with any NKJH Comb. Motor Controller 12,5 A / 600 V AC

65 kA with any NKJH Comb. Motor Controller 25 A / 480 V AC

65 kA with any NKJH Comb. Motor Controller 16 A / 480 V AC

50 kA with any NKJH Comb. Motor Controller 32 A / 480 V AC

Mechanical data

W x H x D: 45 x 200 x 63

weight: 32.5 kg/100


poles: 3-pole

for busbars: 12, 15, 20, 25, 30 x 5, 10 and section busbars

Reference


For compact mounting of complete motor circuits with commercially available switchgear and safe mechanical and electrical connection to the busbar system.

Accessories




32511000

8-pole connector, with support, 250 V




32947000

mounting rail 45 mm
for busbar adapters



32969000

mounting rail end stop



32963000

side-mounted module for busbar adapters
attachable to both sides
9 x 200
for: EEC60..



32979000A

positioning piece for Eaton PKZ



32952000A

positioning piece for Siemens S00 and S0