

VSSC6 TRLDMOV 24VAC/DC**Weidmüller Interface GmbH & Co. KG**

Klingenbergstraße 26

D-32758 Detmold

Germany

www.weidmueller.com



Overvoltage protection with individual components with varistors in terminal design
The metal-oxide varistors can be used in terminal design. They are approved for a maximum sine-wave-form power-frequency operating voltage, which is printed on the component. Any voltages greater than the permitted maximum are discharged safely within 25 ns. Varistors are used for medium to high power.

General ordering data

Version	Surge protection for instrumentation and control, Surge protection for measurement and control, $U_p(L/N-PE)$ 150 V
Order No.	1064810000
Type	VSSC6 TRLDMOV 24VAC/DC
GTIN (EAN)	4032248830060
Qty.	8 pc(s).

Creation date October 23, 2023 4:32:25 AM CEST

Catalogue status 14.10.2023 / We reserve the right to make technical changes.

VSSC6 TRLDMOV 24VAC/DC

Weidmüller Interface GmbH & Co. KG
 Klingenbergstraße 26
 D-32758 Detmold
 Germany

www.weidmueller.com

Technical data

Dimensions and weights

Depth	81 mm	Depth (inches)	3.189 inch
Height	88.5 mm	Height (inches)	3.484 inch
Width	7.2 mm	Width (inches)	0.283 inch
Net weight	53.125 g		

Temperatures

Storage temperature	-40 °C...80 °C	Operating temperature	-40 °C...70 °C
Operating temperature, min.	-40 °C	Operating temperature, max.	70 °C
Humidity	5...96 %		

Probability of failure

SIL in compliance with IEC 61508	3	MTTF	3,085 a
SFF	97.57 %	λges	37
PFH in 1*10 ⁻⁹ per hour	0.9		

Rated data UL

Certificate No. (UL)	E311081	UL certificate	UL Zertifikat
----------------------	---------	----------------	---------------

CSA protection data

Gas group C	IIB	Gas group D	IIA
Gas groups A, B	IIC	Input current, max. I _I	12 A
Input voltage, max. U _i	42 V	Internal capacity, max. C _I	10 nF
Internal inductance, max. L _i	0 μH		

General data

Colour	black	Design	Terminal
Isolating function	Yes	Optical function display	Yes
Protection degree	IP20	Rail	TS 35
Segment	Measurement - Monitoring - Setting	Testing option	Functional screw with test plug receptacle, connections 1, 2, 4, 5
UL 94 flammability rating	V-0	Version	Surge protection for measurement and control

Insulation coordination acc. to EN 50178

Pollution severity	2	Surge voltage category	III
--------------------	---	------------------------	-----

VSSC6 TRLDMOV 24VAC/DC

Weidmüller Interface GmbH & Co. KG

Klingenbergstraße 26

D-32758 Detmold

Germany

www.weidmueller.com

Technical data

Rated data IEC / EN

Capacitance	4.6 nF	Discharge current I_{max} (8/20 μ s) wire-PE	1 kA
Discharge current I_n (8/20 μ s) wire-PE	0.5 kA	Discharge current, max. (8/20 μ s)	2 kA
Insertion loss	≤ 1.0 dB	Max. continuous voltage, U_c (AC)	30 V
Max. continuous voltage, U_c (DC)	42 V	Number of poles	1
Overload - failure mode	Mode 1	Protection level U_p (typ.)	150 V
Rated current I_N	12 A	Rated voltage (AC)	24 V
Rated voltage (DC)	34 V	Requirements category acc. to IEC 61643-21	C1
Standards	IEC 61643-21	Surge current-carrying capacity C1	0.25 kA 8/20 μ s 0.5 kV 1.2/50 μ s
Surge current-carrying capacity C2	1.5 kA 8/20 μ s	Voltage type	AC/DC
Volume resistance	$<0.1 \Omega$		

Further details of approvals

GOST certificate	GOST-Zertifikat
------------------	-----------------

Connection data

Stripping length	10 mm	Type of connection	Screw connection
Tightening torque, min.	0.5 Nm	Tightening torque, max.	0.8 Nm
Clamping range, min.	0.5 mm ²	Clamping range, max.	4 mm ²
Wire cross-section, solid, min.	0.5 mm ²	Wire cross-section, solid, max.	6 mm ²
Conductor cross-section, flexible, AEH (DIN 46228-1), min.	0.5 mm ²	Conductor cross-section, flexible, AEH (DIN 46228-1), max.	4 mm ²
Connection cross-section, stranded, min.	0.5 mm ²	Connection cross-section, stranded, max.	4 mm ²

Classifications

ETIM 6.0	EC000943	ETIM 7.0	EC000943
ETIM 8.0	EC000943	ETIM 9.0	EC000943
ECLASS 9.0	27-13-08-07	ECLASS 9.1	27-13-08-07
ECLASS 10.0	27-13-08-07	ECLASS 11.0	27-13-08-07
ECLASS 12.0	27-17-90-90	ECLASS 13.0	27179090

VSSC6 TRLDMOV 24VAC/DC

Weidmüller Interface GmbH & Co. KG

Klingenbergstraße 26

D-32758 Detmold

Germany

www.weidmueller.com

Technical data

Tender specification sheets

Long specification	Feed-through terminal, 6.2mm wide with varistors between the two signal lines and the mounting rail potential, TS 35 contact base. Each signal path can be opened using an isolator. A signal with max. 12A can be protected here. When the terminal is fitted, a simultaneous electrically conducting contact is made between the mounting rail (earth) and the reference potential (ground) of the protection circuit in the terminal. Optical identification of the terminal based on the type of protected switching and the voltage level. The terminal can be labelled or marked.	Short specification
		Feed-through terminal with varistors (MOV) between two signal lines and mounting rail potential. Each signal path can be opened using an isolator. TS 35 contact base. Version: 24 V UC

Important note

Product information	Mode 1: State where the voltage-limiting part of the SPD was disconnected. The voltage limiting function is no longer available, but the cable is still functional.
---------------------	---

Approvals

Approvals



ROHS	Conform
UL File Number Search	UL Website
Certificate No. (UL)	E311081

Downloads


Approval/Certificate/Document of Conformity	SIL Paper EU Konformitätserklärung / EU Declaration of Conformity
Engineering Data	CAD data – STEP
User Documentation	Beipackzettel / Instruction sheet
Catalogues	Catalogues in PDF-format
Brochures	

VSSC6 TRLDMOV 24VAC/DC

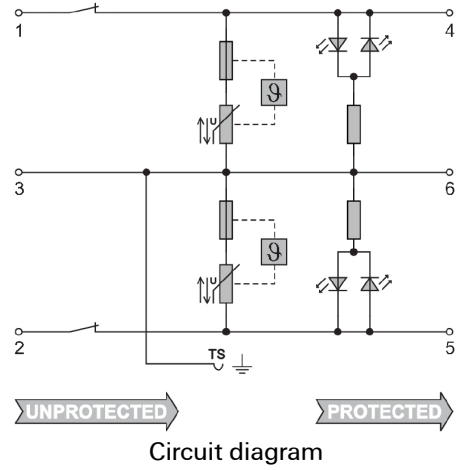
Weidmüller Interface GmbH & Co. KG
Klingenbergstraße 26
D-32758 Detmold
Germany

www.weidmueller.com

Drawings



Similar to illustration




VSSC6 TRLDMOV 24VAC/DC

Weidmüller Interface GmbH & Co. KG
 Klingenbergstraße 26
 D-32758 Detmold
 Germany

www.weidmueller.com

Accessories

Test plugs



Test adapters and test plugs are used for the electrical connection between terminal blocks and the test equipment. In this way, an electrical contact can be established in the wired state and measurements can be done easily.

General ordering data

Type	PS 2.3 RT	Version
Order No.	0180400000	Accessories, Test plug
GTIN (EAN)	4008190060121	
Qty.	20 pc(s).	

Accessories (end plates)



End plates (AP) for the VSSC product series in light blue and black

General ordering data

Type	AP VSSC6	Version
Order No.	1063110000	VSSC, End plate
GTIN (EAN)	4032248947553	
Qty.	50 pc(s).	

VSSC6 TRLDMOV 24VAC/DC

Weidmüller Interface GmbH & Co. KG

Klingenbergstraße 26

D-32758 Detmold

Germany

www.weidmueller.com

Accessories

Blank



The Dekafix (DEK) marker is the universal marker for all conductor and plug-in connectors as well as for electronic sub-assemblies. The system is ideal for short number sequences and covers a wide range of ready-printed markers.

Strips for fast installation in only one work step. The printing is easy to read, rich in contrast and available in various widths.

- Large range of ready-to-use markers
- Strips for fast installation
- Terminal markers, suitable for all Weidmüller cable connectors
- Available as blank MultiCard or with standard printing

For custom printing: Please send us a file of our labeling software M-Print PRO or M-Print PRO Online (without installation) for your labeling specifications.

General ordering data

Type	DEK 5/5 MC NE WS	Version
Order No.	1609801044	Dekafix, Terminal marker, 5 x 5 mm, Pitch in mm (P): 5.00
GTIN (EAN)	4008190397111	Weidmueller, white
Qty.	1,000 pc(s).	

SnapMark



SnapMark - this tag carrier has been developed specifically for the I-series double-level terminal IDK 1.5N. The flexible pivot mechanism allows cross-connections to be easily installed or removed. It can hold four DEK 5 labelling tags or two WS 10/5 Middle connector markers.

General ordering data

Type	SNAPMARK I	Version
Order No.	1805880000	Group markers, Terminal marker, 23 x 5 mm, Pitch in mm (P): 5.00
GTIN (EAN)	4032248273614	Weidmueller, white
Qty.	50 pc(s).	