

# TTC-6-1X2-24DC-PT - Surge protection device



2906804

<https://www.phoenixcontact.com/us/products/2906804>

Please be informed that the data shown in this PDF document is generated from our online catalog. Please find the complete data in the user documentation. Our general terms of use for downloads are valid.

Surge protection for a 2-wire floating signal circuit, e.g., 0(4) ... 20 mA current loop, HART-compatible.



## Your advantages

- Space-saving and cost-saving with a narrow overall width of just 6 mm
- Quick and tool-free installation of surge protective devices, thanks to Push-in connection technology
- Finding the right product for all possible requirements in MCR applications is easy, thanks to the complete range of products with customized features

## Commercial data

Item number	2906804
Packing unit	1 pc
Minimum order quantity	1 pc
Sales key	CL23
Product key	CL2262
Catalog page	Page 118 (C-4-2019)
GTIN	4055626135588
Weight per piece (including packing)	34 g
Weight per piece (excluding packing)	34 g
Customs tariff number	85363010
Country of origin	DE

# TTC-6-1X2-24DC-PT - Surge protection device

2906804

<https://www.phoenixcontact.com/us/products/2906804>

## Technical data

### Product properties

IEC test classification	C1
	C2
	C3
	D1
Type	DIN rail module, one-piece
Product type	Surge protection for MCR technology
Product family	TERMITRAB complete
Wire pairs per module	1

### Insulation characteristics

Overvoltage category	III
Pollution degree	2

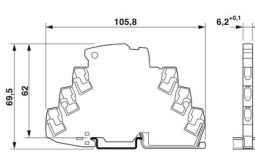
### Electrical properties

Nominal voltage $U_N$	24 V DC
-----------------------	---------

### Connection data

Connection method	Push-in connection
Conductor cross section flexible	0.2 mm <sup>2</sup> ... 2.5 mm <sup>2</sup>
Conductor cross section rigid	0.2 mm <sup>2</sup> ... 4 mm <sup>2</sup>
Conductor cross section AWG	24 ... 12

### Dimensions

Dimensional drawing	
Width	6.2 mm +0.1 mm
Height	105.8 mm
Depth	69.5 mm (incl. DIN rail 7.5 mm)

### Material specifications

Flammability rating according to UL 94	V-0
Insulating material	PBT
Housing material	PBT

### Mechanical properties

#### Mechanical data

Open side panel	No
-----------------	----

# TTC-6-1X2-24DC-PT - Surge protection device



2906804

<https://www.phoenixcontact.com/us/products/2906804>

## Protective circuit

Direction of action	Line-Line & Line-Signal Ground/Shield & optional Signal Ground/Shield-Earth Ground
Maximum continuous voltage $U_C$	30 V DC
	21 V AC
Rated current	600 mA (40 °C)
Operating effective current $I_C$ at $U_C$	$\leq 5 \mu\text{A}$
Residual current $I_{PE}$	$\leq 1 \mu\text{A}$
Nominal discharge current $I_n$ (8/20) $\mu\text{s}$ (line-line)	5 kA
Nominal discharge current $I_n$ (8/20) $\mu\text{s}$ (line-ground)	5 kA
Pulse discharge current $I_{imp}$ (10/350) $\mu\text{s}$ (line-line)	0.5 kA
Pulse discharge current $I_{imp}$ (10/350) $\mu\text{s}$ (line-earth)	0.5 kA
Total discharge current $I_{total}$ (8/20) $\mu\text{s}$	10 kA
Voltage protection level $U_p$ (line-line)	$\leq 55 \text{ V}$ (C1 - 1 kV / 500 A)
	$\leq 65 \text{ V}$ (C2 - 10 kV / 5 kA)
	$\leq 50 \text{ V}$ (C3 - 25 A)
	$\leq 55 \text{ V}$ (C3 - 100 A)
Voltage protection level $U_p$ (line-earth)	$\leq 750 \text{ V}$ (C1 - 1 kV / 500 A)
	$\leq 750 \text{ V}$ (C2 - 10 kV / 5 kA)
	$\leq 700 \text{ V}$ (C3 - 25 A)
	$\leq 750 \text{ V}$ (C3 - 100 A)
Voltage protection level $U_p$ static (line-line)	$\leq 50 \text{ V}$ (C1 - 1 kV / 500 A)
	$\leq 65 \text{ V}$ (C2 - 10 kV / 5 kA)
Voltage protection level $U_p$ static (line-earth)	$\leq 750 \text{ V}$ (C1 - 1 kV / 500 A)
	$\leq 750 \text{ V}$ (C2 - 10 kV / 5 kA)
Response time $t_A$ (line-line)	$\leq 1 \text{ ns}$
Response time $t_A$ (line-earth)	$\leq 100 \text{ ns}$
Input attenuation aE, sym.	typ. 0.3 dB ( $\leq 250 \text{ kHz}$ / 150 $\Omega$ )
	typ. 0.3 dB ( $\leq 370 \text{ kHz}$ / 100 $\Omega$ )
Cut-off frequency $f_g$ (3 dB), sym. in 100 $\Omega$ system	typ. 1310 kHz
Cut-off frequency $f_g$ (3 dB), sym. in 150 $\Omega$ system	typ. 940 kHz
Capacity (Core-Core)	typ. 2.2 nF
Resistance per path	1.65 $\Omega \pm 20 \%$
Surge protection fault message	none
Max. required back-up fuse	630 mA (FF)
Impulse durability (line-line)	C1 - 1 kV / 500 A
	C2 - 10 kV / 5 kA
	C3 - 100 A
Impulse durability (line-earth)	C1 - 1 kV / 500 A
	C2 - 10 kV / 5 kA
	C3 - 100 A
	D1 - 500 A
Pulse reset time (line-line)	$\leq 700 \text{ ms}$

# TTC-6-1X2-24DC-PT - Surge protection device



2906804

<https://www.phoenixcontact.com/us/products/2906804>

Pulse reset time (line-earth)	≤ 1500 ms
-------------------------------	-----------

## Additional technical data

Max. total discharge current $I_{\text{total max}} (8/20) \mu\text{s}$	20 kA (1x)
--	------------

## Environmental and real-life conditions

### Ambient conditions

Degree of protection	IP20
Ambient temperature (operation)	-40 °C ... 85 °C
Ambient temperature (storage/transport)	-40 °C ... 85 °C
Altitude	≤ 4000 m (amsl)
Permissible humidity (operation)	5 % ... 95 %

## Standards and regulations

Standards/specifications	IEC 61643-21
Note	2000 + corrigendum 2001 + A1:2008, modified + A2:2012

### EN 61643-21

Standards/specifications	EN 61643-21
Note	2001 + A1:2009 + A2:2013

## Mounting

Mounting type	DIN rail: TH 35 - 7.5 mm
---------------	--------------------------

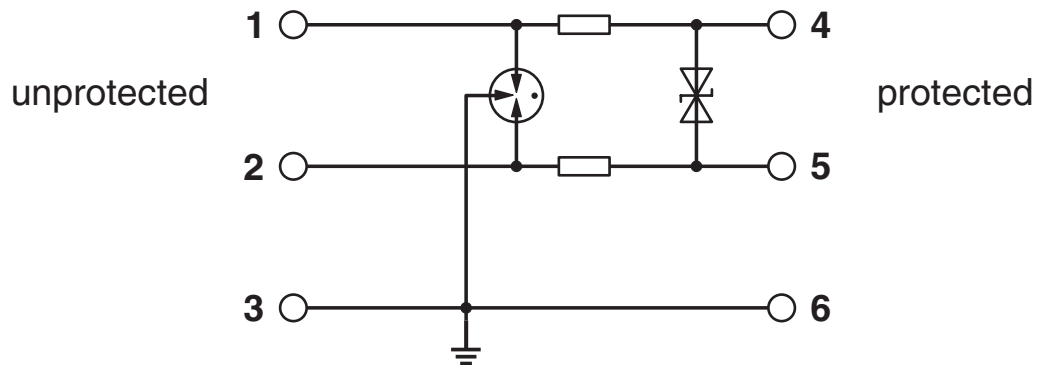
# TTC-6-1X2-24DC-PT - Surge protection device

2906804

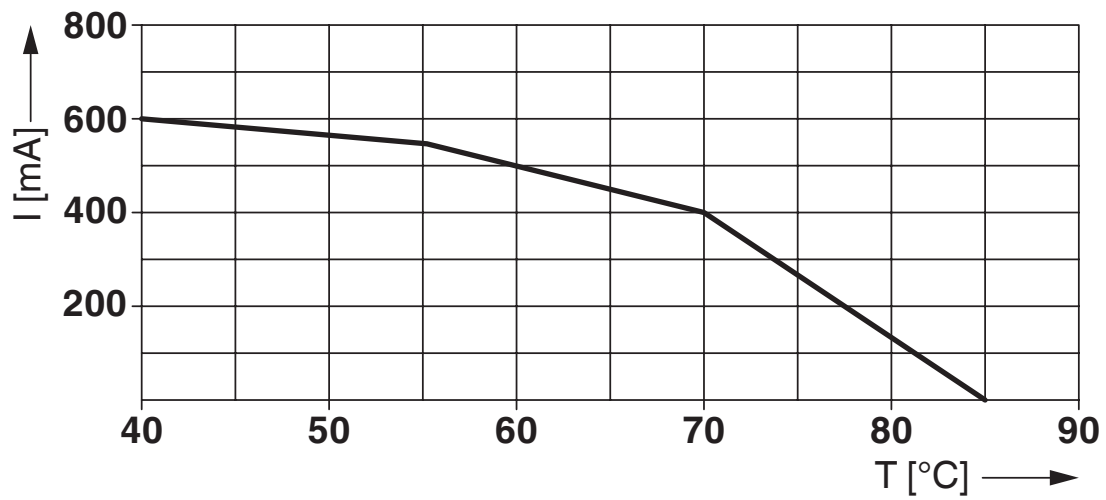
<https://www.phoenixcontact.com/us/products/2906804>

## Drawings

Circuit diagram



Diagram



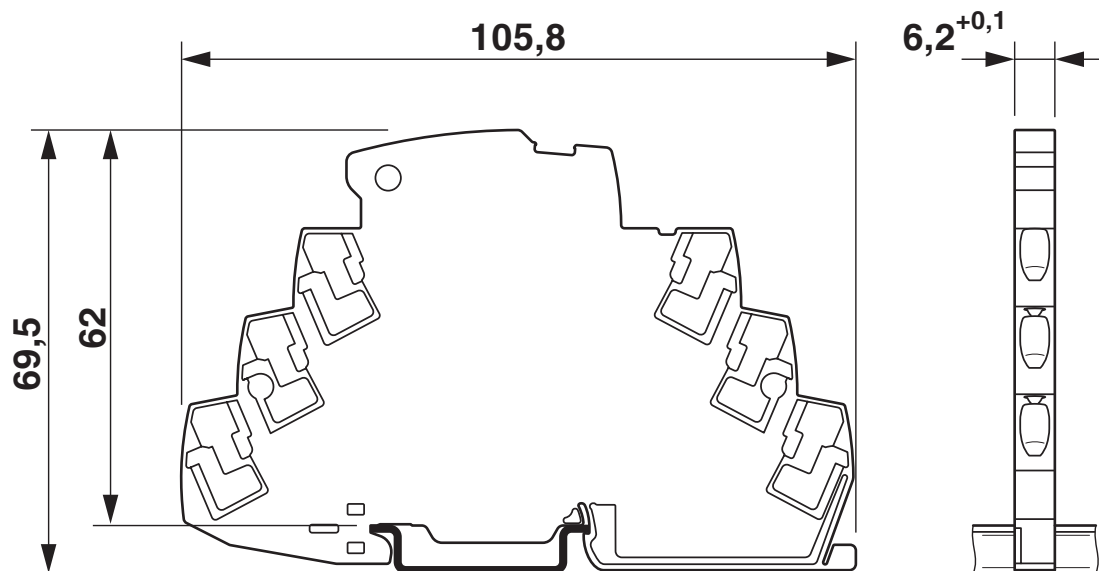
# TTC-6-1X2-24DC-PT - Surge protection device

2906804

<https://www.phoenixcontact.com/us/products/2906804>



Dimensional drawing



# TTC-6-1X2-24DC-PT - Surge protection device



2906804

<https://www.phoenixcontact.com/us/products/2906804>

## Approvals

To download certificates, visit the product detail page: <https://www.phoenixcontact.com/us/products/2906804>



**CSA**

Approval ID: 70136717



**DNV GL**

Approval ID: TAE000027G



**UL Listed**

Approval ID: FILE E 138168



**CSAus**

Approval ID: 70136717

**UAE-RoHS**

Approval ID: 22-06-16191

**cCSAus**

# TTC-6-1X2-24DC-PT - Surge protection device



2906804

<https://www.phoenixcontact.com/us/products/2906804>

## Classifications

### ECLASS

ECLASS-11.0	27130807
ECLASS-13.0	27171501

### ETIM

ETIM 8.0	EC000943
----------	----------

### UNSPSC

UNSPSC 21.0	39121600
-------------	----------



# TTC-6-1X2-24DC-PT - Surge protection device



2906804

<https://www.phoenixcontact.com/us/products/2906804>

## Environmental product compliance

REACH SVHC	Lead 7439-92-1
China RoHS	Environmentally Friendly Use Period = 50 years
	For information on hazardous substances, refer to the manufacturer's declaration available under "Downloads"

# TTC-6-1X2-24DC-PT - Surge protection device



2906804

<https://www.phoenixcontact.com/us/products/2906804>

## Accessories

### ZBF 6 CUS - Zack Marker strip, flat

0825027

<https://www.phoenixcontact.com/us/products/0825027>



Zack Marker strip, flat, Strip, can be ordered: Strip, white, labeled according to customer specifications, mounting type: snap into flat marker groove, for terminal block width: 6.2 mm, lettering field size: 5.15 x 6.15 mm, Number of individual labels: 10

---

### ZBF 6:UNBEDRUCKT - Zack Marker strip, flat

0808710

<https://www.phoenixcontact.com/us/products/0808710>



Zack Marker strip, flat, Strip, white, unlabeled, can be labeled with: PLOTMARK, CMS-P1-PLOTTER, mounting type: snapped, for terminal block width: 6.2 mm, lettering field size: 5.15 x 6.15 mm, Number of individual labels: 10

# TTC-6-1X2-24DC-PT - Surge protection device



2906804

<https://www.phoenixcontact.com/us/products/2906804>

## ZBF 6/WH-100:UNBEDRUCKT - Zack Marker strip, flat

0808736

<https://www.phoenixcontact.com/us/products/0808736>



Zack Marker strip, flat, Strip, white, unlabeled, can be labeled with: PLOTMARK, CMS-P1-PLOTTER, mounting type: snapped, for terminal block width: 6.2 mm, lettering field size: 5.15 x 6.15 mm, Number of individual labels: 1000

---

## ZBF 6,QR:FORTL.ZAHLEN - Zack Marker strip, flat

0808765

<https://www.phoenixcontact.com/us/products/0808765>



Zack Marker strip, flat, Strip, white, labeled, Printed vertically: consecutive numbers 1 ... 10, 11 ... 20, etc. up to 91 ... 100, mounting type: snapped, for terminal block width: 6.2 mm, lettering field size: 5.15 x 6.15 mm, Number of individual labels: 10

# TTC-6-1X2-24DC-PT - Surge protection device

2906804

<https://www.phoenixcontact.com/us/products/2906804>



## CLIPFIX 35-5 - End clamp

3022276

<https://www.phoenixcontact.com/us/products/3022276>



Quick mounting end clamp for NS 35/7,5 DIN rail or NS 35/15 DIN rail, with marking option, with parking option for FBS...5, FBS...6, KSS 5, KSS 6, width: 5.15 mm, color: gray

---

## SSA 3-6 - Shield connection

2839295

<https://www.phoenixcontact.com/us/products/2839295>



Shield fast connection for 3 ... 6 mm cable diameter. Potential connecting cable: 200 mm, 1 mm<sup>2</sup>, color: black

# TTC-6-1X2-24DC-PT - Surge protection device



2906804

<https://www.phoenixcontact.com/us/products/2906804>

## SSA 5-10 - Shield connection

2839512

<https://www.phoenixcontact.com/us/products/2839512>

Shield fast connection for 5 ... 10 mm cable diameter. Potential connecting cable: 200 mm, 1 mm<sup>2</sup>, color: black



---

## X-PEN 0,35 - Marker pen

0811228

<https://www.phoenixcontact.com/us/products/0811228>

Marker pen without ink cartridge, for manual labeling of markers, labeling extremely wipe-proof, line thickness 0.35 mm



---

Phoenix Contact 2023 © - all rights reserved  
<https://www.phoenixcontact.com>

Phoenix Contact USA  
586 Fulling Mill Road  
Middletown, PA 17057, United States  
(+717) 944-1300  
[info@phoenixcon.com](mailto:info@phoenixcon.com)