

**WPD 106 1X70/2X25+3X16 GY****Weidmüller Interface GmbH & Co. KG**

Klingenbergstraße 26

D-32758 Detmold

Germany

www.weidmueller.com

**Product image**

Our WPD 1XX distribution blocks are used in all situations where power is supplied and distributed. Their user-friendly design creates a better overview and enables Rapid, efficient implementation of space-saving power distribution.

**General ordering data**

Version	W-Series, Distribution block, Rated cross-section: Screw connection, Terminal rail / mounting plate
Order No.	<a href="#">1562210000</a>
Type	WPD 106 1X70/2X25+3X16 GY
GTIN (EAN)	4050118385281
Qty.	1 pc(s).

Creation date September 26, 2023 5:03:14 AM CEST

Catalogue status 15.09.2023 / We reserve the right to make technical changes.

**WPD 106 1X70/2X25+3X16 GY**
**Weidmüller Interface GmbH & Co. KG**

Klingenbergstraße 26

D-32758 Detmold

Germany

www.weidmueller.com

**Technical data**
**Dimensions and weights**

Depth	50.4 mm	Depth (inches)	1.984 inch
Height	74.5 mm	Height (inches)	2.933 inch
Width	39.5 mm	Width (inches)	1.555 inch
Net weight	200 g		

**Temperatures**

Storage temperature	-25 °C...55 °C	Continuous operating temp., min.	-50 °C
Continuous operating temp., max.	130 °C		

**Material data**

Material	Wemid	Colour	Light Grey
UL 94 flammability rating	V-0		

**Rating data IECEx/ATEX**

Certificate No. (ATEX)	CNEX16ATEX0005U	Certificate No. (IECEX)	IECEXCNEX16.0005U
Max. voltage (ATEX)	880 V	Current (ATEX)	160 A
Wire cross section max. (ATEX)	50 mm <sup>2</sup>	Max. voltage (IECEX)	880 V
Current (IECEX)	160 A		

**System specifications**

Version	Screw connection	End cover plate required	No
Number of potentials	1	Number of levels	1
Number of clamping points per level	2	Number of potentials per tier	1
Levels cross-connected internally	Yes	PE connection	No
Rail	Mounting plate, TS 35	N-function	Yes
PE function	No	PEN function	No

**Additional technical data**

Installation advice	Terminal rail / mounting plate	Open sides	closed
Type of mounting	Snap-on		

**CSA rating data**

Certificate number (cCSAus)	70128467
-----------------------------	----------

**Conductors for clamping (rated connection)**

Connection direction	on side	Type of connection	Screw connection
----------------------	---------	--------------------	------------------

**General**

Installation advice	Terminal rail / mounting plate	Number of poles	1
Rail	Mounting plate, TS 35	Standards	IEC 60947-7-1, UL 1059

**WPD 106 1X70/2X25+3X16 GY**

**Weidmüller Interface GmbH & Co. KG**  
 Klingenbergstraße 26  
 D-32758 Detmold  
 Germany

www.weidmueller.com

**Technical data**

**Rating data**

Rated voltage	1,000 V	Rated AC voltage	1,000 V
Rated DC voltage	1,500 V	Rated current	215 A
Standards	IEC 60947-7-1, UL 1059		

**UL rating data**

Certificate No. (cURus)	E60693
-------------------------	--------

**Classifications**

ETIM 6.0	EC000897	ETIM 7.0	EC000897
ETIM 8.0	EC000897	ETIM 9.0	EC000897
ECLASS 9.0	27-14-11-20	ECLASS 9.1	27-14-11-20
ECLASS 10.0	27-14-11-20	ECLASS 11.0	27-14-11-20
ECLASS 12.0	27-14-11-20	ECLASS 13.0	27250119

**Environmental Product Compliance**

REACH SVHC	Lead 7439-92-1
SCIP	9b5f0838-1f0b-4c14-9fc7-3f5e6ee75be2

**Important note**

Product information	The socket complies with flammability class V-2 according to UL94.
---------------------	--

**Approvals**

Approvals



ROHS	Conform
UL File Number Search	UL Website
Certificate No. (cURus)	E60693

## WPD 106 1X70/2X25+3X16 GY

**Weidmüller Interface GmbH & Co. KG**  
Klingenbergstraße 26  
D-32758 Detmold  
Germany

[www.weidmueller.com](http://www.weidmueller.com)

# Technical data

## Downloads

Approval/Certificate/Document of Conformity	<a href="#">Attestation of Conformity</a> <a href="#">CB Certificate</a> <a href="#">ATEX Certificate</a> <a href="#">IECEX Certificate</a> <a href="#">VDE Certificate</a> <a href="#">CCC Ex Certificate</a> <a href="#">DNV Certificate</a> <a href="#">UKCA Ex Certificate</a> <a href="#">CE Declaration of Conformity</a> <a href="#">UKCA declaration of conformity</a>
Engineering Data	<a href="#">CAD data – STEP</a>
User Documentation	<a href="#">StorageConditionsTerminalBlocks</a> <a href="#">DATA SHEET WPD 106</a> <a href="#">NTI WPD 106</a>
Catalogues	<a href="#">Catalogues in PDF-format</a>
Brochures	

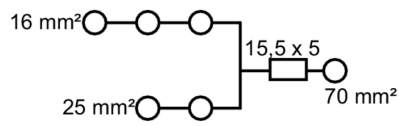
**Data sheet**

**WPD 106 1X70/2X25+3X16 GY**

**Weidmüller Interface GmbH & Co. KG**  
Klingenbergstraße 26  
D-32758 Detmold  
Germany

[www.weidmueller.com](http://www.weidmueller.com)

**Drawings**



## WPD 106 1X70/2X25+3X16 GY

**Weidmüller Interface GmbH & Co. KG**  
 Klingenbergstraße 26  
 D-32758 Detmold  
 Germany

[www.weidmueller.com](http://www.weidmueller.com)

## Accessories

### Slotted screwdriver



Slotted screwdriver with rounded blade SD DIN 5265, ISO 2380/2, output to DIN 5264, ISO 2380/1. ChromTop tip, SoftFinish grip

#### General ordering data

Type	SDS 0.6X3.5X100	Version
Order No.	<a href="#">9008330000</a>	Screwdriver, Screwdriver
GTIN (EAN)	4032248056286	
Qty.	1 pc(s).	

### Socket wrench sets



Allen key made from fully hardened, high-alloy chromium-vanadium- steel, acc. to DIN ISO 2936 L (DIN 911), high-quality refined surface.

#### General ordering data

Type	SKS 2,0-8,0 MR	Version
Order No.	<a href="#">9008870000</a>	socket wrenches
GTIN (EAN)	4032248266623	
Qty.	1 pc(s).	

**Data sheet****WPD 106 1X70/2X25+3X16 GY**

**Weidmüller Interface GmbH & Co. KG**  
Klingenbergstraße 26  
D-32758 Detmold  
Germany

[www.weidmueller.com](http://www.weidmueller.com)

**Accessories****Cross connection****General ordering data**

Type	WQB WPD X06/2	Version
Order No.	<a href="#">1561940000</a>	W-Series, Cross-connector, Cross-connector, Number of poles: 2
GTIN (EAN)	4050118367126	
Qty.	3 pc(s).	

**Power distribution**  
**Screw connection**

**W-Series**  
**WPD 106 1X70/2X25+3X16 GY**



Width / Height / Depth	mm
max. current / max. conductor	A/mm <sup>2</sup>
max. clamping range	mm <sup>2</sup>

**Technical data**

<b>Rated data</b>		
Rated voltage		V
Rated current		A
for wire cross-section	70 mm <sup>2</sup>	mm <sup>2</sup>
Rated impulse withstand voltage / Pollution severity		
Overvoltage category / UL 94 flammability rating		
Approvals		
<b>Clamped conductors (H05V/H07V)</b>		
Solid / Stranded	70 mm <sup>2</sup>	mm <sup>2</sup>
	25 mm <sup>2</sup>	mm <sup>2</sup>
	16 mm <sup>2</sup>	mm <sup>2</sup>
Flexible with ferrule	70 mm <sup>2</sup>	mm <sup>2</sup>
	25 mm <sup>2</sup>	mm <sup>2</sup>
	16 mm <sup>2</sup>	mm <sup>2</sup>
Stripping length / Blade size	70 mm <sup>2</sup>	mm/-
	25 mm <sup>2</sup>	mm/-
	16 mm <sup>2</sup>	mm/-
Tightening torque		Nm
<b>Note</b>		

**Ordering data**

<b>Version</b>	
	grey
	blue
	red
	black
<b>Note</b>	

**Accessories**

<b>Cross connection</b>	
	2-pole
<b>End bracket</b>	
	dark beige
	dark beige
<b>Screwdriver</b>	
	SET

**WPD 106** **70 mm<sup>2</sup>**



39.5 / 50.4 / 70	
192 / 70	
10...70	

**IEC 60947-7-1 (Cu), UL 1059 (Cu+Al)**


IEC	UL	CSA	EN 60079-7
1000	600	600	550
192	160	175	160
70	AWG 10...2/0	AWG 10...2/0	70
8 kV / 3			
III / V-0			

<b>Rated connection</b>	
10...70 / 10...70	
2.5...25 / 2.5...25	
1.5...16 / 1.5...16	
6...50	
1.5...16	
1.5...10	
19 / M8	
14 / M6	
12 / M6	

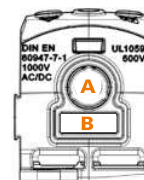
see appendix at the end of the chapter

Type	Qty.	Order No.
WPD 106 1x70/2x25+3x16 GY	1	1562210000
WPD 106 1x70/2x25+3x16 BL	1	2518570000
WPD 106 1x70/2x25+3x16 RD	1	2725340000
WPD 106 1x70/2x25+3x16 BK	1	2725440000

Type	Qty.	Order No.
WQB WPD X06/2	20	1561940000
WEW 35/2	100	1061200000
AEB 35 SC/1	50	1991920000
SDK PZ2 X 100	1	2749450000
SK WSD-S 1,5-10,0	1	9008850000



output



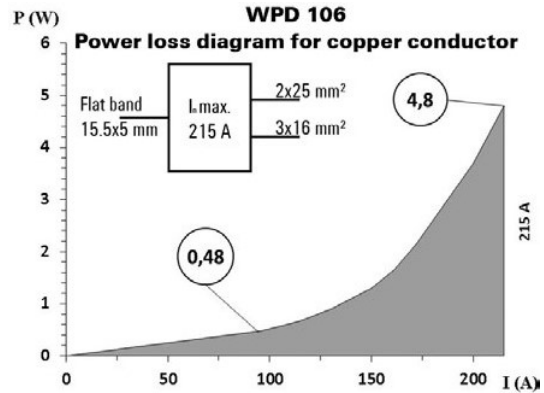
input



Conductor connection data according to IEC 60947-7-1 (Cu), UL 1059 (Cu+Al)

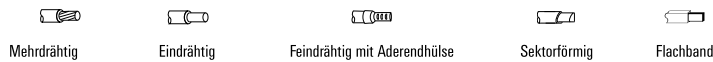
Input	connection point A				CP** B
	Copper		Aluminium*		Copper
70 mm <sup>2</sup>					
50 mm <sup>2</sup>	10 Nm	10 Nm	13,6 Nm	13,6 Nm	
35 mm <sup>2</sup>					
25 mm <sup>2</sup>					
16 mm <sup>2</sup>					
10 mm <sup>2</sup>	2 Nm				
6 mm <sup>2</sup>					
Flat band 15,5x5 mm	19 mm				17 mm
Stripping lengths	M8				M5
Allen screw					

\* Values according to UL 1059 \*\* CP - connection point



Output	connection point 1/2/3				connection point 4/5			
	Copper		Aluminium*		Copper		Aluminium*	
25 mm <sup>2</sup>								
16 mm <sup>2</sup>	2 Nm	2 Nm	5,1 Nm	2,5 Nm	2,5 Nm	5,1 Nm	5,1 Nm	
10 mm <sup>2</sup>								
6 mm <sup>2</sup>								
4 mm <sup>2</sup>								
2,5 mm <sup>2</sup>	12 mm	M6			14 mm	M6		
1,5 mm <sup>2</sup>								
Stripping lengths								
Allen screw								

\* Values according to UL 1059



UL Rating data according to UL 1059

Certificate no. (UR)	XCFR2.E60693				
	connection point A				CP** B
Input (line)	Copper		Aluminium		Copper
AWG 2/0	88.5 Lb In.	88.5 Lb In.	120.4 Lb In.	100 Lb In.	
AWG 1/0					
AWG 2					
AWG 4					
AWG 6					
AWG 8					
AWG10	17.4 Lb In.				
Flat band 15.5x3.2 mm					
max. current	160 A	150 A	135 A	120 A	160 A
Voltage size B,C (UR)	600 V				

\*\* CP - connection point

CSA rating data according to CSA 22.2 No. 158

Certificate No. (CSA)	269832		
	Input	Output	
	CP* A	CP* 1/2/3	CP* 4/5
AWG 2/0	10 Nm.		
AWG 1/0			
AWG 2			
AWG 4			
AWG 6			
AWG 8			
AWG10	2 Nm		2 Nm
AWG 12			
AWG 14			
AWG 16			
max. current	175 A	50 A	65 A
Voltage size C (CSA)	600 V		

\* CP - connection point

output (load)	connection point 1/2/3				connection point 4/5			
	Copper		Aluminium		Copper		Aluminium	
AWG 4	22.6 Lb In.	22.6 Lb In.	45.1 Lb In.	22.6 Lb In.	22.6 Lb In.	45.1 Lb In.	45.1 Lb In.	
AWG 6								
AWG 8								
AWG 10								
AWG 12								
AWG 14								
AWG 16	65 A	50 A	50 A	85 A	65 A	65 A	50 A	
max. current								
Voltage size B,C (UR)	600 V							

