

PRO TOP1 480W 24V 20A

Weidmüller Interface GmbH & Co. KG

Klingenbergstraße 26

D-32758 Detmold

Germany

www.weidmueller.com



Production processes constantly need to be made more efficient. As well as performance, energy efficiency and sustainability are also playing an increasingly important role in cutting-edge industry. PROtop power supplies combine excellent performance data with exemplary sustainability, which has a positive impact on the productivity of the entire production facility.

PROtop offers a number of advantages that give you a real competitive edge. These include the permanent reduction of energy costs thanks to high efficiencies as well as the increase in plant availability due to long service life and high MTBF values. In addition, there is a high functional density due to the extremely spacesaving designs.

PROtop can achieve significant savings compared to conventional power supply units. Its increased efficiency saves an average of 50 kWh per day in a medium-sized production facility with approx. 100 PROtop power supplies working in three-shift operation. This adds up to over 15,000 kWh a year and also improves the facility's carbon footprint. The service life, which is twice as long as that of standard power supplies, also sustainably reduces the costs of repurchase and exchange.

General ordering data

Version	Power supply, switch-mode power supply unit, 24 V
Order No.	2466890000
Type	PRO TOP1 480W 24V 20A
GTIN (EAN)	4050118481471
Qty.	1 pc(s).

PRO TOP1 480W 24V 20A

Weidmüller Interface GmbH & Co. KG

Klingenbergstraße 26

D-32758 Detmold

Germany

www.weidmueller.com

Technical data

Dimensions and weights

Depth	125 mm	Depth (inches)	4.921 inch
Height	130 mm	Height (inches)	5.118 inch
Width	68 mm	Width (inches)	2.677 inch
Net weight	1,520 g		

Temperatures

Storage temperature	-40 °C...85 °C	Operating temperature	-25 °C...70 °C
Operating temperature, min.	-25 °C	Operating temperature, max.	70 °C
Humidity at operating temperature	5...95 %, no condensation		

Input

AC input voltage range	85...277 V AC		
Connection system	PUSH IN		
Current consumption in relation to the input voltage	Voltage type	AC	
	Input voltage	100 V	
	Input current	6 A	
	Voltage type	DC	
	Input voltage	120 V	
	Input current	6 A	
DC input voltage range	80 ... 410 V DC		
Frequency range AC	45...65 Hz		
Input fuse (internal)	Yes		
Inrush current	max. 5 A		
Nominal power consumption	516.1 W		
Rated input voltage	110...240 V AC / 120...340 V DC		
Recommended back-up fuse	8 A (DI) / 10 A (Char. B), 8 A (Char. C)		
Surge protection	Varistor		

Output

Connection system	PUSH IN		
DCL - peak load reserve	Multiple of the rated current	150 %	
	Boost duration	5 s	
	Multiple of the rated current	500 %	
	Boost duration	15 ms	
Mains failure bridge-over time	> 20 ms @ 115V AC/ 230 VAC		
Nominal output current for U_{nom}	20 A @ 60 °C		
Output power	480 W		
Output voltage, max.	28.8 V		
Output voltage, min.	22.5 V		
Output voltage, note	adjustable with potentiometer or communication module		
Parallel connection option	yes, max 10		
Protection against inverse voltage	Yes		
Ramp-up time	≤ 100 ms		
Rated output voltage	24 V DC ± 1 %		
Residual ripple, breaking spikes	< 50 mV _{ss} @ U_{Nenn} , Full Load		

PRO TOP1 480W 24V 20A

Weidmüller Interface GmbH & Co. KG

Klingenbergstraße 26

D-32758 Detmold

Germany

www.weidmueller.com

Technical data

General data

AC failure bridging time @ I_{nom}	> 20 ms @ 230 V AC / > 20 ms @ 115 V AC	Conformal coating	No
Degree of efficiency	93%	Derating	> 60°C (2.5% / 1°C)
Earth leakage current, max.	3.5 mA	Housing version	Metal, corrosion resistant
Mounting position, installation notice	Horizontal on DIN rail TS 35, top and bottom 50 mm clearance for free air flow, 10 mm clearance to neighbouring active subassemblies with full load, 5 mm with passive neighbouring subassemblies, direct row mounting with 90% rated load	Power factor (approx.)	> 0.9
Power loss, idling	10 W	Power loss, nominal load	36.1 W
Protection degree	IP20	Short-circuit protection	Yes, internal
Start-up	≥ -40 °C	Surge voltage category	III, II

EMC / shock / vibration

Interference immunity test acc. to	EN 55032:2015, EN 55024:2010/A1:2015, EN 55035:2017, EN 61000-3-2:2014, EN 61000-6-1:2007, EN 61000-6-2:2005, EN 61000-6-3:2007/ A1:2011, EN 61000-6-4:2007/ A1:2011	Noise emission in accordance with EN55032	Class B
Shock resistance IEC 60068-2-27	30 g in all directions	Vibration resistance IEC 60068-2-6	2.3 g (on DIN rail), 4 g (with direct mounting)

Insulation coordination

Insulation voltage input / earth	3.2 kV	Insulation voltage output / earth	0.5 kV
Insulation voltage, input/output	3.5 kV	Pollution severity	2
Protection class	I, with PE connection	Surge voltage category	III, II

Electrical safety (applied standards)

Electrical machine equipment	Acc. to EN60204	For use with electronic equipment	Acc. to EN50178 / VDE0160
Protection against dangerous shock currents	Acc. to VDE0106-101	Protective separation / protection against electrical shock	VDE0100-410 / acc. to DIN57100-410
Safety extra-low voltage	SELV acc. to IEC 60950-1, PELV according to EN 60204-1	Safety transformers for switch-mode power supplies	According to EN 61558-2-16

Connection data (input)

Conductor cross-section, AWG/kcmil, max.	8	Conductor cross-section, AWG/kcmil, min.	20
Conductor cross-section, flexible, min.	0.2 mm ²	Conductor cross-section, rigid, max.	10 mm ²
Conductor cross-section, rigid, min.	0.2 mm ²	Connection system	PUSH IN
Wire connection cross section, flexible (input), max.	6 mm ²		

Creation date August 1, 2023 11:08:13 AM CEST

Catalogue status 24.07.2023 / We reserve the right to make technical changes.

PRO TOP1 480W 24V 20A

Weidmüller Interface GmbH & Co. KG
 Klingenbergstraße 26
 D-32758 Detmold
 Germany

www.weidmueller.com

Technical data

Connection data (output)

Conductor cross-section, AWG/kcmil , max.	8	Conductor cross-section, AWG/kcmil , min.	20
Conductor cross-section, flexible , max.	6 mm ²	Conductor cross-section, flexible , min.	0.2 mm ²
Conductor cross-section, rigid , max.	10 mm ²	Conductor cross-section, rigid , min.	0.2 mm ²
Connection system	PUSH IN	Number of terminals	5 (+ + / ---)

Connection data (signal)

Wire connection method	PUSH IN	Wire cross-section, AWG/kcmil , max.	16
Wire cross-section, AWG/kcmil , min.	26	Wire cross-section, solid , max.	1.5 mm ²
Wire cross-section, solid , min.	0.14 mm ²		

Signalling

Floating contact	LED green/red	Green: Operation (failure-free), Flashing green: advance warning I>90%, Green/red flashing: output switched off (switch-off mode), Flashing red: overload/error
Status relay (max. load)	Yes Output voltage OK (30 V DC / 1 A)	

Approbations

Certificate no. (cULus)	E258476	Certificate no. (cULusEX)	E470829
Institute (cULus)	CULUS	Institute (cULusEX)	CULUSEX

Classifications

ETIM 6.0	EC002540	ETIM 7.0	EC002540
ETIM 8.0	EC002540	ECLASS 9.0	27-04-07-01
ECLASS 9.1	27-04-07-01	ECLASS 10.0	27-04-07-01
ECLASS 11.0	27-04-07-01	ECLASS 12.0	27-04-07-01

Environmental Product Compliance

REACH SVHC	Lead 7439-92-1
SCIP	6d8cdf22-8230-4af8-86c8-3558c716666d

PRO TOP1 480W 24V 20A

Weidmüller Interface GmbH & Co. KG
 Klingenbergstraße 26
 D-32758 Detmold
 Germany

www.weidmueller.com

Technical data

Approvals

Approvals



ROHS	Conform
UL File Number Search	UL Website
Certificate no. (cULus)	E258476
Certificate no. (cULusEX)	E470829

Downloads

Approval/Certificate/Document of Conformity	Declaration of Conformity
Engineering Data	CAD data – STEP
Engineering Data	EPLAN
User Documentation	Operating instruction
Catalogues	Catalogues in PDF-format
Brochures	Produkt Information PROTOP DE Produkt Information PROTOP EN

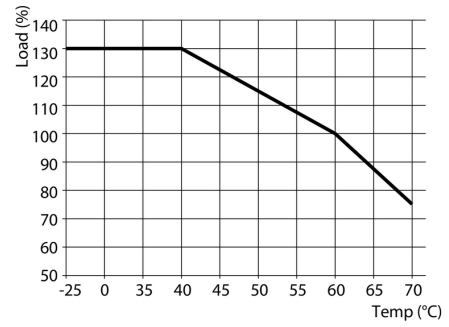
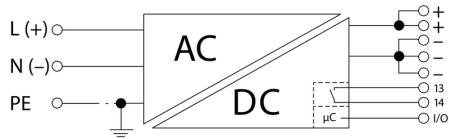
Data sheet

PRO TOP1 480W 24V 20A

Weidmüller Interface GmbH & Co. KG
Klingenbergstraße 26
D-32758 Detmold
Germany

www.weidmueller.com

Drawings



PRO TOP1 480W 24V 20A

Weidmüller Interface GmbH & Co. KG
 Klingenbergstraße 26
 D-32758 Detmold
 Germany

www.weidmueller.com

Accessories

Communication modules



Weidmüller's plug-in communication modules enable individual components to exchange relevant data with the cloud. This lays the foundation for targeted process optimization using condition monitoring and remote controllability - factors that play a decisive role in increasing efficiency, quality, process stability and availability can contribute. The communication modules are designed according to IP20 protected, can be operated without tools and can be flexibly adapted to different customisable communication protocols.

General ordering data

Type	PRO COM CAN OPEN EX	Version
Order No.	2467340000	Communication module
GTIN (EAN)	4050118481822	
Qty.	1 pc(s).	
Type	PRO COM DISPLAY 7S	Version
Order No.	2466960000	Communication module
GTIN (EAN)	4050118481808	
Qty.	1 pc(s).	
Type	PRO COM CAN OPEN	Version
Order No.	2467320000	Communication module
GTIN (EAN)	4050118482225	
Qty.	1 pc(s).	
Type	PRO COM IO-LINK	Version
Order No.	2587360000	Communication module
GTIN (EAN)	4050118599152	
Qty.	1 pc(s).	

W-Series



Weidmüller's range of products includes end brackets that guarantee a permanent, reliable mounting on the terminal rail and prevent sliding. Versions with and without screws are available. The end brackets include marking options, also for group markers, and also a test plug holder.

General ordering data

Type	WEW 35/1 V0 GF SW	Version
Order No.	1478990000	W-Series, End bracket
GTIN (EAN)	4050118286892	
Qty.	50 pc(s).	
Type	WEW 35/2 V0 GF SW	Version
Order No.	1479000000	W-Series, End bracket
GTIN (EAN)	4050118286779	
Qty.	100 pc(s).	


PRO TOP1 480W 24V 20A

Weidmüller Interface GmbH & Co. KG
 Klingenbergstraße 26
 D-32758 Detmold
 Germany

www.weidmueller.com

Accessories

Slotted screwdriver



VDE insulated screwdriver sets, for working on live parts up to 1000 V AC and 1500 V DC, DIN EN 60900. IEC 900. Each piece is "GS" safety tested. Blade made from fully hardened, high-alloy chromium-vanadium-molybdenum steel, gun-metal finish.

General ordering data

Type	SDIS SLIM 0.6X3.5X100	Version
Order No.	2749610000	Mounting tool, Blade width (B): 3.5 mm, Blade length: 100 mm, Blade thickness (A): 0.6 mm
GTIN (EAN)	4050118896350	
Qty.	1 pc(s).	

Installation



Mounting accessory for Weidmüller Power Supplies.

General ordering data

Type	CP A WALLADAPTER 45MM	Version
Order No.	1461850000	
GTIN (EAN)	4050118268010	
Qty.	1 pc(s).	
Type	PRO TOP BRACKETS	Version
Order No.	2575900000	Mounting foot
GTIN (EAN)	4050118683059	
Qty.	1 pc(s).	
Type	MTA 45 MF	Version
Order No.	1251310000	Electronics housings, Mounting flange
GTIN (EAN)	4050118042719	
Qty.	1 pc(s).	