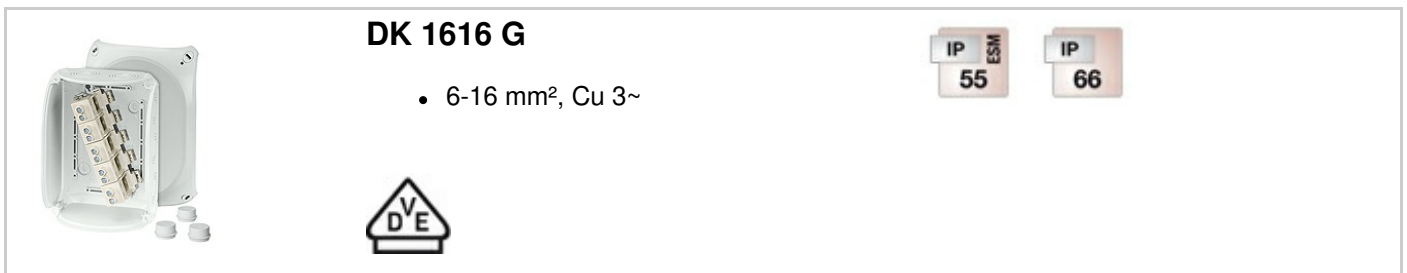


With or without terminals



DK 1616 G

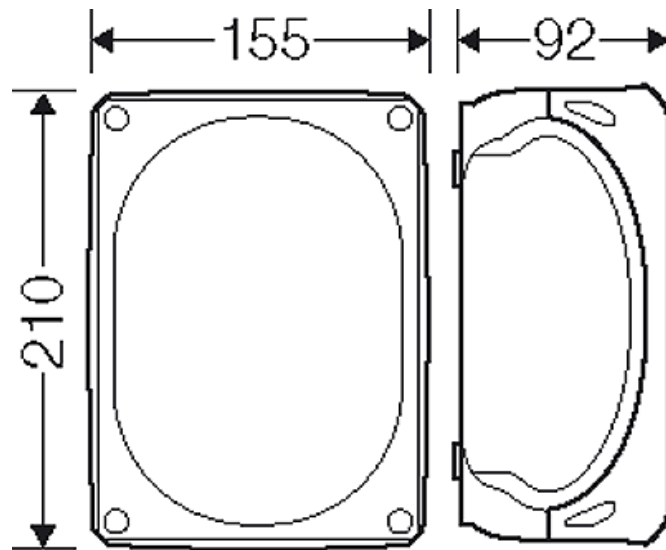
- 6-16 mm², Cu 3~

- terminal with 2 clamping units per pole
- 5-pole per pole 6 x 6 mm² r / f, 4 x 10 mm² r / f, 4 x 16 mm² s / f, 4 x 25 mm² s / f, 2 x 35 mm² s / f
- included cable entry: 3 x ESM 40, sealing range Ø 17-30 mm
- with two cable entries M 32 from the rear side
- lid fasteners sealable without accessories
- external brackets for wall fixing included
- colour: grey, RAL 7035

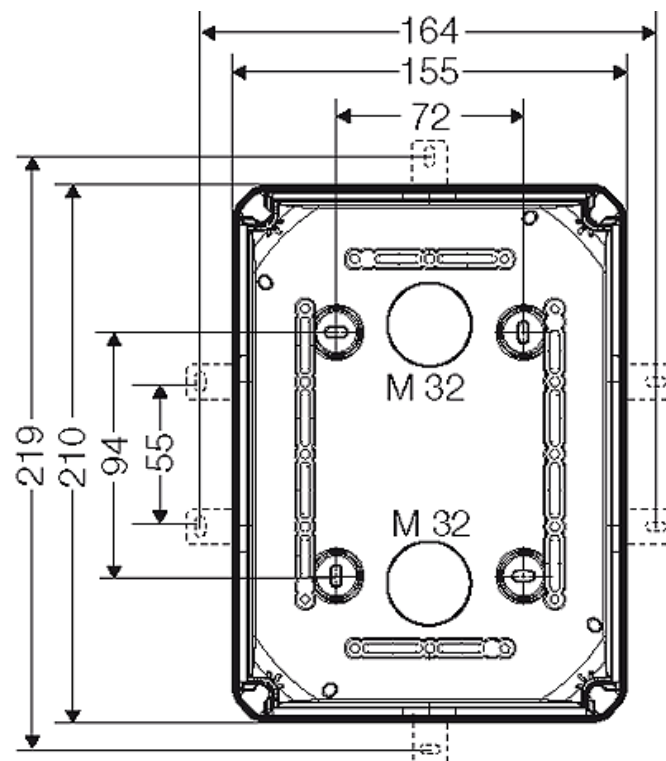
rated insulation voltage	U _i = 690 V a.c./d.c.
rated current:	102 A
material	PC (Polycarbonate)
degree of protection	IP 55 (ESM)
degree of protection	IP 66 (AKM)
width	210 mm
height	155 mm
depth	92 mm
weight	0,738 kg
tightening torque for terminal	3.0 Nm
in accordance with	IEC 60670-22

Drawings

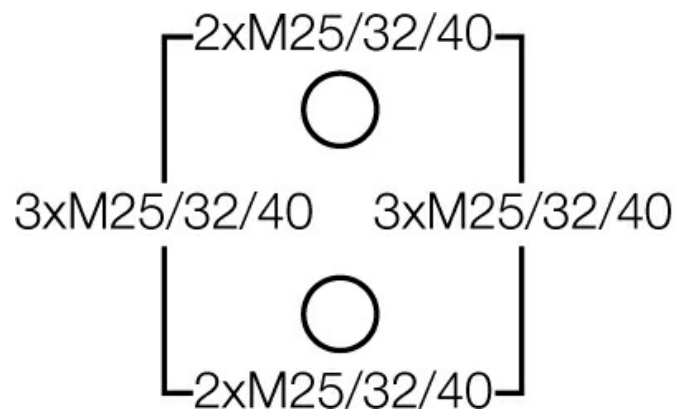
Dimension drawing



Detail mass



Box walls



Operating and ambient conditions

Application area	Suitable for indoor installation and outdoor installation, protected against weather influences
Ambient temperature	Average value over 24 hours + 35 °C Maximum value + 40 °C Minimum value - 25 °C
Relative humidity	50% at 40° C short-time 100% at 25° C
Fire protection in the event of internal faults	Demands placed on electrical devices from standards and laws Minimum requirements - Glow wire test in accordance with IEC 60695-2-11: - 650°C for boxes and cable glands - 850°C for parts of insulating material necessary to retain current carrying parts in position
Burning behaviour	Glow wire test IEC 60695-2-11: 750 °C UL Subject 94: V-2 flame-retardant self-extinguishing
Degree of protection against mechanical load	IK07 (2 Joule)
Toxic behaviour	halogen-free silicone-free "halogen-free" in accordance with the examination of the cables and insulated wires - corrosiveness of fumes - as per IEC 60754-2
Note:	For material properties see technical data.