

WDU 6 BL

Weidmüller Interfaces GmbH & Co. KG

Postfach 3030

32760 Detmold


Tel. +49 5231 14-0

Fax. +49 5231 14-2083

info@weidmueller.com

www.weidmueller.com

Product image



To feed through power, signal, and data is the classical requirement in electrical engineering and panel building. The insulating material, the connection system and the design of the terminal blocks are the differentiating features. A feed-through terminal block is suitable for joining and/or connecting one or more conductors. They could have one or more connection levels that are on the same potential or insulated against one another.

General ordering data

Version	Feed-through terminal, Screw connection, 6 mm ² , 800 V, 41 A, blue
Order No.	1020280000
Type	WDU 6 BL
GTIN (EAN)	4008190100032
Qty.	100 Stück

WDU 6 BL

Weidmüller Interfaces GmbH & Co. KG

Postfach 3030

32760 Detmold

Tel. +49 5231 14-0

Fax. +49 5231 14-2083

info@weidmueller.com

www.weidmueller.com

Technische Daten

Dimensions and weights

Depth	46,5 mm	Depth (inches)	1,831 inch
Depth including DIN rail	47 mm	Height	60 mm
Height (inches)	2,362 inch	Width	7,9 mm
Width (inches)	0,311 inch	Net weight	12,83 g

Temperatures

Storage temperature		Operating temperature range	For operating temperature range see EC Design Test Certificate / IEC Ex-Certificate of Conformity
	-25 °C...55 °C		
Continuous operating temp., min.	-60 °C	Continuous operating temp., max.	130 °C

Material data

Material	Wemid	Colour	blue
UL 94 flammability rating	V-0		

Rating data IECEx/ATEX

Certificate No. (ATEX)	DEMKO14ATEX1338U	Certificate No. (IECEX)	IECEXULD14.0005U
Max. voltage (ATEX)	690 V	Current (ATEX)	41 A
Wire cross section max. (ATEX)	6 mm ²	Max. voltage (IECEX)	690 V
Current (IECEX)	41 A	Wire cross section max. (IECEX)	6 mm ²
Operating temperature range	For operating temperature range see EC Design Test Certificate / IEC Ex-Certificate of Conformity	Marking EN 60079-7	
Ex 2014/34/EU label	II 2 G D		Ex eb II C Gb

System specifications

Version	Screw connection, for screwable cross-connection, One end without connector	End cover plate required	Yes
Number of potentials	1	Number of levels	1
Number of clamping points per level	2	Number of potentials per tier	1
Levels cross-connected internally	No	PE connection	No
Rail	TS 35	N-function	Yes
PE function	No	PEN function	No

2 clampable conductors (H05V/H07V) with equal cross-section (rated connection)

Wire connection cross section, finely stranded with wire-end ferrules DIN 46228/1, 2 clampable wires, max.	2,5 mm ²	Wire connection cross section, finely stranded with wire-end ferrules DIN 46228/1, 2 clampable wires, min.	0,5 mm ²
Wire connection cross section, finely stranded, two clampable wires, min.	0,5 mm ²	Wire cross-section, finely stranded, two clampable wires, max.	2,5 mm ²

Additional technical data

Explosion-tested version	Yes	Number of similar terminals	1
Open sides	right	Type of mounting	Snap-on

WDU 6 BL

Weidmüller Interfaces GmbH & Co. KG

Postfach 3030

32760 Detmold

Tel. +49 5231 14-0

Fax. +49 5231 14-2083

info@weidmueller.com

Technische Daten

CSA rating data

Certificate No. (CSA)	200039-1057876	Current size C (CSA)	www.weidmueller.com
Voltage size C (CSA)	600 V	Wire cross section max. (CSA)	8 AWG
Wire cross section min. (CSA)	22 AWG		

Conductors for clamping (rated connection)

Blade size	0.8 x 4.0 mm			
Clampable conductor	Connection specification	Cross-section for conductor connection	Screw connection	
			Type	solid, H05(07) V-U
			min.	0,5 mm ²
			max.	10 mm ²
	wire end ferrule	Stripping length	min.	12 mm
			max.	12 mm
			nominal	12 mm
			Tightening torque	
	min.	0,8 Nm		
	max.	1,6 Nm		
	Recommended wire-end ferrule			
	Connection specification	Cross-section for conductor connection	Screw connection	
Type			stranded, H07V-R	
min.			1,5 mm ²	
max.			10 mm ²	
wire end ferrule	Stripping length	min.	12 mm	
		max.	12 mm	
		nominal	12 mm	
		Tightening torque		
min.	0,8 Nm			
max.	1,6 Nm			
Recommended wire-end ferrule				
Connection specification	Cross-section for conductor connection	Screw connection		
		Type	flexible, H05(07) V-K	
		min.	0,5 mm ²	
		max.	10 mm ²	
wire end ferrule	Stripping length	min.	12 mm	
		max.	12 mm	
		nominal	12 mm	
		Tightening torque		
min.	0,8 Nm			
max.	1,6 Nm			
Recommended wire-end ferrule				
Clamping range, max.	10 mm ²			
Clamping range, min.	0,22 mm ²			
Clamping screw	M 3.5			
Connection cross-section, stranded, max.	10 mm ²			
Connection cross-section, stranded, min.	1,5 mm ²			
Connection direction	on side			
Gauge to IEC 60947-1	A5			
Number of connections	2			
Stripping length	12 mm			
Tightening torque, max.	1,6 Nm			
Tightening torque, min.	0,8 Nm			

Erstellungs-Datum 11:57:14 CEST Ngày 15 tháng 6 năm 2023

Katalogstand 09.06.2023 / Technische Änderungen vorbehalten

WDU 6 BL

Weidmüller Interfaces GmbH & Co. KG

Postfach 3030

32760 Detmold

Tel. +49 5231 14-0

Fax. +49 5231 14-2083

info@weidmueller.com

www.weidmueller.com

Technische Daten

Torque level with DMS electric screwdriver	3
Twin wire-end ferrules, max.	4 mm ²
Twin wire-end ferrules, min.	0,5 mm ²
Type of connection	Screw connection
Wire connection cross section AWG, max.	AWG 8
Wire connection cross section AWG, min.	AWG 26
Wire connection cross section, finely stranded, max.	10 mm ²
Wire connection cross section, finely stranded, min.	0,5 mm ²
Wire connection cross-section, finely stranded with wire-end ferrules DIN 46228/1, max.	6 mm ²
Wire connection cross-section, finely stranded with wire-end ferrules DIN 46228/1, min.	0,5 mm ²
Wire connection cross-section, finely stranded with wire-end ferrules DIN 46228/4, max.	6 mm ²
Wire connection cross-section, finely stranded with wire-end ferrules DIN 46228/4, min.	0,5 mm ²
Wire connection cross-section, solid core, max.	10 mm ²
Wire connection cross-section, solid core, min.	0,5 mm ²

General

Rail	TS 35	Standards	IEC 60947-7-1
Wire connection cross section AWG, max.	AWG 8	Wire connection cross section AWG, min.	AWG 26

Rating data

Rated cross-section	6 mm ²	Rated voltage	800 V
Rated current	41 A	Current at maximum wires	57 A
Standards	IEC 60947-7-1	Volume resistance according to IEC 60947-7-x	0,78 mΩ
Rated impulse withstand voltage	8 kV	Power loss in accordance with IEC 60947-7-x	1,31 W
Pollution severity	3		

UL rating data

Certificate No. (UR)	E60693	Conductor size Factory wiring max. (UR)	8 AWG
Conductor size Factory wiring min. (UR)	22 AWG	Conductor size Field wiring max. (UR)	8 AWG
Conductor size Field wiring min. (UR)	22 AWG	Current size C (UR)	50 A
Voltage size C (UR)	600 V		

Classifications

ETIM 6.0	EC000897	ETIM 7.0	EC000897
ETIM 8.0	EC000897	ECLASS 9.0	27-14-11-20
ECLASS 9.1	27-14-11-20	ECLASS 10.0	27-14-11-20
ECLASS 11.0	27-14-11-20	ECLASS 12.0	27-14-11-20

Erstellungs-Datum 11:57:14 CEST Ngày 15 tháng 6 năm 2023

Katalogstand 09.06.2023 / Technische Änderungen vorbehalten

WDU 6 BL

Weidmüller Interfaces GmbH & Co. KG

Postfach 3030

32760 Detmold

Tel. +49 5231 14-0

Fax. +49 5231 14-2083

info@weidmueller.com

www.weidmueller.

Technische Daten

Approvals

Approvals



ROHS	Conform
UL File Number Search	UL Website
Certificate No. (UR)	E60693
Certificate No. (cURusEX)	E184763

Downloads

Approval/Certificate/Document of Conformity	Attestation of Conformity IECEx Certificate CB Testreport CB Certificate EAC certificate DNVGL certificate NEMKO certificate INMETRO certificate Lloyds Register Certificate MARITREG Certificate POLSKIREJ certificate EAC EX Certificate CCC Ex Certificate UKCA Ex Certificate CE Declaration of Conformity ATEX Certificate CE Declaration of Conformity all terminals UKCA declaration of conformity
Engineering Data	CAD data – STEP
Engineering Data	WSCAD, Zuken E3.S, EPLAN
User Documentation	NTI WDU/WPE 6 Usage of terminals in EXi atmospheres StorageConditionsTerminalBlocks
Catalogues	Catalogues in PDF-format
Brochures	

WDU 6 BL

Weidmüller Interfaces GmbH & Co. KG

Postfach 3030

32760 Detmold

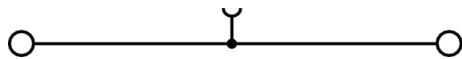
Tel. +49 5231 14-0

Fax. +49 5231 14-2083

info@weidmueller.com

www.weidmueller.com

Zeichnungen



WDU 6 BL

Weidmüller Interfaces GmbH & Co. KG

Postfach 3030

32760 Detmold

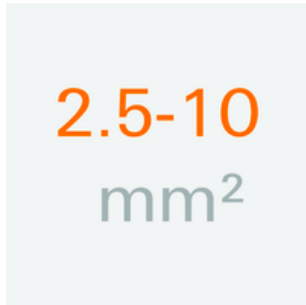
Tel. +49 5231 14-0

Fax. +49 5231 14-2083

info@weidmueller.com

Accessories

2.5-10 mm²



End plates are fitted to the open side of the last modular terminal before the end bracket. The use of an end plate ensures the function of the modular terminal and the specified rated voltage. It guarantees protection against contact with live parts and makes the final terminal finger-proof.

General ordering data

Type	WAP 16+35 WTW 2.5-10	Version
Order No.	1050100000	W-Series, End plate, Partition plate
GTIN (EAN)	4008190079901	
Qty.	20 Stück	
Type	WAP 2.5-10	Version
Order No.	1050000000	W-Series, End plate
GTIN (EAN)	4008190103149	
Qty.	50 Stück	
Type	WAP 16+35 WTW 2.5-10 BL	Version
Order No.	1050180000	W-Series, End plate, Partition plate
GTIN (EAN)	4008190013899	
Qty.	20 Stück	
Type	WAP 2.5-10 BL	Version
Order No.	1050080000	W-Series, End plate
GTIN (EAN)	4008190136611	
Qty.	50 Stück	

W-Series



Weidmüller's range of products includes end brackets that guarantee a permanent, reliable mounting on the terminal rail and prevent sliding. Versions with and without screws are available. The end brackets include marking options, also for group markers, and also a test plug holder.

General ordering data

Type	WEW 35/2	Version
Order No.	1061200000	W-Series, End bracket
GTIN (EAN)	4008190030230	
Qty.	50 Stück	

WDU 6 BL

Weidmüller Interfaces GmbH & Co. KG

Postfach 3030

32760 Detmold

Tel. +49 5231 14-0

Fax. +49 5231 14-2083

info@weidmueller.com

Accessories

Blank



The Dekafix (DEK) marker is the universal marker for all conductor and plug-in connectors as well as for electronic sub-assemblies. The system is ideal for short number sequences and covers a wide range of ready-printed markers.

Strips for fast installation in only one work step. The printing is easy to read, rich in contrast and available in various widths.


- Large range of ready-to-use markers
- Strips for fast installation
- Terminal markers, suitable for all Weidmüller cable connectors
- Available as blank MultiCard or with standard printing

For custom printing: Please send us a file of our labeling software M-Print PRO or M-Print PRO Online (without installation) for your labeling specifications.

General ordering data

Type	DEK 5/8 MC NE WS	Version
Order No.	1856740000	Dekafix, Terminal marker, 5 x 8 mm, Pitch in mm (P): 8.00
GTIN (EAN)	4032248400850	Weidmueller, white
Qty.	800 Stück	

ZGB pivotable group tag holder



The ZGB 15 is a hinged group tag carrier. The tag carrier can hold the dekafix 5, WS 12/5 terminal markers or the inlay tag ESO 15.

The ZGB 30 is a hinged group tag carrier. The tag carrier can hold the dekafix 5, WS 12/5 terminal markers or the inlay tag ESO 7.

Inlay tags and protective strips can be found under "Accessories".

General ordering data

Type	ZGB 15	Version
Order No.	1636530000	Terminal markers, Terminal marker, 15 x 7 mm, Pitch in mm (P): 5.00
GTIN (EAN)	4008190297053	Weidmueller, white
Qty.	20 Stück	
Type	ZGB 30	Version
Order No.	1611930000	Terminal markers, Terminal marker, 32 x 7 mm, Pitch in mm (P): 5.00
GTIN (EAN)	4008190002251	Weidmueller, white
Qty.	20 Stück	

WDU 6 BL

Weidmüller Interfaces GmbH & Co. KG

Postfach 3030

32760 Detmold

Tel. +49 5231 14-0

Fax. +49 5231 14-2083

info@weidmueller.com

Accessories

Shielding connection



With the LS 2.8 WDU2.5-10, many feedthrough modular terminal blocks from the W series can be converted very easily. Inserting the LS 2.8 WDU2.5-10 allows the cable shielding braid to be looped through directly at the terminal block by soldering or using a suitable flat cable lug.

General ordering data

Type	LS 2.8 WDU2.5-10	Version
Order No.	105640000	W-Series, Shield bus
GTIN (EAN)	4008190036454	
Qty.	100 Stück	

Test sockets



The test socket is used to connect test devices with a standard 4.0 plug. Depending on the potential within the application, different colors of the test sockets can be selected for quick and easy maintenance work.

General ordering data

Type	STB 21.6/IH/SW WTL6/3	Version
Order No.	107104000	Accessories, Socket
GTIN (EAN)	4008190859985	
Qty.	50 Stück	
Type	STB 21.6/IH/WS WTL6/3	Version
Order No.	131252000	Accessories, Socket
GTIN (EAN)	4050118121704	
Qty.	50 Stück	
Type	STB 21.6/IH/BL WTL6/3	Version
Order No.	107108000	Accessories, Socket
GTIN (EAN)	4008190043957	
Qty.	50 Stück	
Type	STB 21.6/IH/GN WTL6/3	Version
Order No.	107102000	Accessories, Socket
GTIN (EAN)	4008190259228	
Qty.	50 Stück	
Type	STB 21.6/IH/RT WTL6/3	Version
Order No.	177899000	Accessories, Socket
GTIN (EAN)	4032248169665	
Qty.	50 Stück	

WDU 6 BL

Weidmüller Interfaces GmbH & Co. KG

Postfach 3030

32760 Detmold

Tel. +49 5231 14-0

Fax +49 5231 14-2083

Accessories

Type	STB 21.6/IH/DB WTL6/3	Version	
Order No.	1071000000	Accessories, Socket	info@weidmueller.com
GTIN (EAN)	4008190259204		www.weidmueller.com
Qty.	50 Stück		
Type	STB 21.6/IH/GE WTL6/3	Version	
Order No.	1071010000	Accessories, Socket	
GTIN (EAN)	4008190259211		
Qty.	50 Stück		
Type	STB 21.6/IH/VI WTL6/3	Version	
Order No.	1071030000	Accessories, Socket	
GTIN (EAN)	4008190259235		
Qty.	50 Stück		

Testsockets



Test adapters and test plugs are used for the electrical connection between terminal blocks and the test equipment. In this way, an electrical contact can be established in the wired state and measurements can be done easily.

General ordering data

Type	STB 8.5/5/2.3/M3 SAK2.5	Version	
Order No.	0280600000	Accessories, Socket	
GTIN (EAN)	4008190023188		
Qty.	50 Stück		

WDU 6 BL

Weidmüller Interfaces GmbH & Co. KG

Postfach 3030

32760 Detmold

Tel. +49 5231 14-0

Fax. +49 5231 14-2083

info@weidmueller.com

Accessories

DEK 5/8



WS/ DEK

www.weidmueller.com

MultiMark terminal markers use an innovative composite material made from two components. The hard base contour of the marker snaps securely into the connector. The elastic surface finish makes the marker easy to mount. This specially punched material enables the strips to be stretched to accommodate the slight variations in spacing that tend to add up, especially with long terminal blocks. Another advantage: the excellent printability of the surface material guarantees durable and wear-resistant labelling. A print resolution of 300 dpi also produces a very legible script.


Your benefits with MultiMark

- Firm hold and durable printing
- Continuous strips save installation time
- Easy mounting thanks to an innovative composite material
- Large label field for optimal legibility
- High flexibility thanks to manufacturer independence

General ordering data

Type	DEK 5/8 MM WS	Version
Order No.	2007130000	Dekafix, Terminal marker, 5 x 8 mm, Weidmueller, white
GTIN (EAN)	4050118392012	
Qty.	500 Stück	

6 mm²



Screwable cross-connections are easy to mount and de mount. Thanks to the big contact surface, even high currents can be transmitted with maximum contact reliability.

General ordering data

Type	WQV 6/2	Version
Order No.	1052360000	W-Series, Cross-connector, For the terminals, Number of poles: 2
GTIN (EAN)	4008190075866	
Qty.	50 Stück	
Type	WQV 6/3	Version
Order No.	1054760000	W-Series, Cross-connector, For the terminals, Number of poles: 3
GTIN (EAN)	4008190174163	
Qty.	50 Stück	

WDU 6 BL

Weidmüller Interfaces GmbH & Co. KG

Postfach 3030

32760 Detmold

Tel. +49 5231 14-0

Fax +49 5231 14-2083

Accessories

Type	WQV 6/4	Version	
Order No.	1054860000	W-Series, Cross-connector, For the terminals, Number of poles: 4	info@weidmueller.com
GTIN (EAN)	4008190180799		
Qty.	50 Stück		www.weidmueller.com
Type	WQV 6/10	Version	
Order No.	1052260000	W-Series, Cross-connector, For the terminals, Number of poles: 10	
GTIN (EAN)	4008190153977		
Qty.	20 Stück		

Blank



The WAD connector marker is suitable for W-series terminals and for the WEW 35/2 and ZEW 35/2 end brackets. The markers are available as blank markers, with custom printing or standard print with lightning symbol. The WAD MultiCard markers are suitable for labelling with PrintJet CONNECT printers.

For custom printing: Please send us a file of our labeling software M-Print PRO or M-Print PRO Online (without installation) for your labeling specifications.

General ordering data

Type	WAD 8 MC NE WS	Version	
Order No.	1112940000	Group markers, Cover, 33.3 x 8 mm, Pitch in mm (P): 8.00 white	
GTIN (EAN)	4032248891825		
Qty.	48 Stück		
Type	WAD 8 MC NE GE	Version	
Order No.	1112950000	Group markers, Cover, 33.3 x 8 mm, Pitch in mm (P): 8.00 yellow	
GTIN (EAN)	4032248891696		
Qty.	48 Stück		

Step-down bridges

General ordering data

Type	WQV 35-4/6	Version	
Order No.	1064200000	W-Series, Cross-connector, For the terminals, Number of poles: 2	
GTIN (EAN)	4008190072919		
Qty.	10 Stück		

WDU 6 BL

Weidmüller Interfaces GmbH & Co. KG

Postfach 3030

32760 Detmold

Tel. +49 5231 14-0

Fax. +49 5231 14-2083

info@weidmueller.com

Accessories

Miscellaneous



We offer a broad portfolio of mounting support for easy handling and supplementation of our products. From various tools to insulating sleeves and various screws, our components are matched to each other down to the last detail and thus facilitate assembly in compliance with the respective standards and protective regulations.

General ordering data

Type	BZT 1 ZA WS 10/5	Version
Order No.	1805520000	Accessories, Marker holder
GTIN (EAN)	4032248270248	
Qty.	100 Stück	

Type	BZT 1 WS 10/5	Version
Order No.	1805490000	Accessories, Marker holder
GTIN (EAN)	4032248270231	
Qty.	100 Stück	

W-Series



Test adapters and test plugs are used for the electrical connection between terminal blocks and the test equipment. In this way, an electrical contact can be established in the wired state and measurements can be done easily.

General ordering data

Type	WTA 3 WDU4	Version
Order No.	1632350000	W-Series, Test adapter
GTIN (EAN)	4008190209711	
Qty.	25 Stück	

WDU 6 BL

Weidmüller Interfaces GmbH & Co. KG

Postfach 3030

32760 Detmold

Tel. +49 5231 14-0

Fax. +49 5231 14-2083

info@weidmueller.com

Accessories

W-Series



A partition plate is used for the optical separation of circuits or used for electrical isolation from neighbouring cross-connectors. In contrast to the end plate, the contour can be larger than the adjacent terminal blocks. However, it should not be smaller, as otherwise the required clearance and creepage distances within the application can no longer be maintained.

General ordering data

Type	WTW EN	Version
Order No.	1058800000	W-Series, Partition plate
GTIN (EAN)	4008190140175	
Qty.	20 Stück	

SchT group marker carrier



The SchT 5 S group tag carriers are clipped directly onto the TS 32 mounting rail (G-rail) or the TS 35 mounting rail (top-hat rail). It is therefore possible to label the terminal strip irrespective of the terminal and the type of terminal. SchT 5 and SchT 5 S are fitted with ESO 5, STR 5 protective strips. The SchT 7 is a hinged group tag carrier for inlay tags which enables easy access to the clamping screw. The SchT 7 is fitted with ESO 7, STR 7 protective strips or DEK 5. Inlay tags and protective strips can be found under "Accessories".

General ordering data

Type	SCHT 7	Version
Order No.	0517960000	SCHT, Terminal marker, 39.3 x 8 mm, Pitch in mm (P): 7.00
GTIN (EAN)	4008190001742	Weidmueller, white
Qty.	20 Stück	

WDU 6 BL

Weidmüller Interfaces GmbH & Co. KG

Postfach 3030

32760 Detmold

Tel. +49 5231 14-0

Fax. +49 5231 14-2083

info@weidmueller.com

Accessories

Blank



WS markers are the perfect match for the W-series connectors. Thanks to their system compatibility, the WS tags can also be used with the I-series and the Z-series. The large marking surfaces do not only permit long character strings but also multi-line text. WS markers are ideal for labels with long, customised character strings. Thanks to the proven MultiCard format, printing with PrintJet CONNECT oder/or Plotter is possible.

- Can be fitted in strips or individually
- Markers in proven MultiCard format

For custom printing: Please send us a file of our labeling software M-Print PRO or M-Print PRO Online (without installation) for your labeling specifications.

General ordering data

Type	WS 12/8 PLUS MC NE WS	Version
Order No.	1906000000	WS, Terminal marker, 12 x 8 mm, Pitch in mm (P): 8.00 Weidmueller,
GTIN (EAN)	4032248528158	white
Qty.	420 Stück	