

**WPD 108 1X120/2X35+3X25+4X16 GY**

**Weidmüller Interface GmbH & Co. KG**  
 Klingenbergstraße 26  
 D-32758 Detmold  
 Germany

www.weidmueller.com

**Product image**



Our WPD 1XX distribution blocks are used in all situations where power is supplied and distributed. Their user-friendly design creates a better overview and enables Rapid, efficient implementation of space-saving power distribution.

**General ordering data**

Version	W-Series, Distribution block, Rated cross-section: Screw connection, Terminal rail / mounting plate
Order No.	<a href="#">1562100000</a>
Type	WPD 108 1X120/2X35+3X25+4X16 GY
GTIN (EAN)	4050118385205
Qty.	1 Stück

Erstellungs-Datum 08:56:42 CEST Ngày 27 tháng 4 năm 2023

Katalogstand 14.04.2023 / Technische Änderungen vorbehalten

## WPD 108 1X120/2X35+3X25+4X16 GY

**Weidmüller Interface GmbH & Co. KG**  
 Klingenbergstraße 26  
 D-32758 Detmold  
 Germany

www.weidmueller.com

## Technische Daten

### Dimensions and weights

Depth	77 mm	Depth (inches)	3,031 inch
Height	95 mm	Height (inches)	3,74 inch
Width	51,1 mm	Width (inches)	2,012 inch
Net weight	480 g		

### Temperatures

Storage temperature	-25 °C...55 °C	Continuous operating temp., min.	-50 °C
Continuous operating temp., max.	130 °C		

### Material data

Material	Wemid	Colour	Light Grey
UL 94 flammability rating	V-0		

### Rating data IECEx/ATEX

Certificate No. (ATEX)	CNEX16ATEX0005U	Certificate No. (IECEX)	IECEXCNEX16.0005U
Max. voltage (ATEX)	1100 V	Current (ATEX)	250 A
Wire cross section max. (ATEX)	120 mm <sup>2</sup>	Max. voltage (IECEX)	1100 V
Current (IECEX)	250 A		

### System specifications

Version	Screw connection	End cover plate required	No
Number of potentials	1	Number of levels	1
Number of clamping points per level	2	Number of potentials per tier	1
Levels cross-connected internally	Yes	PE connection	No
Rail	Mounting plate, TS 35	N-function	Yes
PE function	No	PEN function	No

### Additional technical data

Installation advice	Terminal rail / mounting plate	Open sides	closed
Type of mounting	Snap-on		

### CSA rating data

Certificate number (cCSAus)	70128467
-----------------------------	----------

### Conductors for clamping (rated connection)

Connection direction	on side	Type of connection	Screw connection
----------------------	---------	--------------------	------------------

### General

Installation advice	Terminal rail / mounting plate	Number of poles	1
Rail	Mounting plate, TS 35	Standards	IEC 60947-7-1, UL 1059

## WPD 108 1X120/2X35+3X25+4X16 GY

**Weidmüller Interface GmbH & Co. KG**  
 Klingenbergstraße 26  
 D-32758 Detmold  
 Germany

www.weidmueller.com

## Technische Daten

### Rating data

Rated voltage	1.000 V	Rated AC voltage	1.000 V AC
Rated DC voltage	1.500 V DC	Rated current	400 A
Standards	IEC 60947-7-1, UL 1059		

### UL rating data

Certificate No. (cURus)	E60693
-------------------------	--------

### Classifications

ETIM 6.0	EC000897	ETIM 7.0	EC000897
ETIM 8.0	EC000897	ECLASS 9.0	27-14-11-20
ECLASS 9.1	27-14-11-20	ECLASS 10.0	27-14-11-20
ECLASS 11.0	27-14-11-20	ECLASS 12.0	27-14-11-20

### Environmental Product Compliance

REACH SVHC	Lead 7439-92-1
SCIP	9b5f0838-1f0b-4c14-9fc7-3f5e6ee75be2

### Important note

Product information	The socket complies with flammability class V-2 according to UL94.
---------------------	--

### Approvals

Approvals



ROHS	Conform
UL File Number Search	UL Website
Certificate No. (cURus)	E60693

## WPD 108 1X120/2X35+3X25+4X16 GY

**Weidmüller Interface GmbH & Co. KG**  
Klingenbergstraße 26  
D-32758 Detmold  
Germany

[www.weidmueller.com](http://www.weidmueller.com)

## Technische Daten

### Downloads

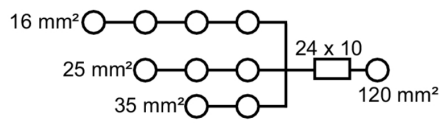
Approval/Certificate/Document of Conformity	<a href="#">Attestation of Conformity</a> <a href="#">CB Certificate</a> <a href="#">ATEX Certificate</a> <a href="#">IECEx Certificate</a> <a href="#">EAC certificate</a> <a href="#">EAC EX Certificate</a> <a href="#">CCC Ex Certificate</a> <a href="#">DNV Certificate</a> <a href="#">UKCA Ex Certificate</a> <a href="#">CE Declaration of Conformity</a> <a href="#">CE Declaration of Conformity all terminals</a> <a href="#">UKCA declaration of conformity</a>
Engineering Data	<a href="#">CAD data – STEP</a>
Engineering Data	<a href="#">WSCAD</a>
User Documentation	<a href="#">StorageConditionsTerminalBlocks</a> <a href="#">DATA SHEET WPD 108</a> <a href="#">NTI WDP 108</a>
Catalogues	<a href="#">Catalogues in PDF-format</a>
Brochures	

WPD 108 1X120/2X35+3X25+4X16 GY

Weidmüller Interface GmbH & Co. KG  
Klingenbergstraße 26  
D-32758 Detmold  
Germany

[www.weidmueller.com](http://www.weidmueller.com)

Zeichnungen



**Power distribution**  
**Screw connection**

**W-Series**  
**WPD 108 1X120/2X35+3X25+4X16 GY**



**WPD 108** 120 mm<sup>2</sup>



Width / Height / Depth	mm
max. current / max. conductor	A/mm <sup>2</sup>
max. clamping range	mm <sup>2</sup>

51.1 / 77 / 95	
269 / 120	
25...120	

**Technical data**

<b>Rated data</b>	
Rated voltage	V
Rated current	A
for wire cross-section	120 mm <sup>2</sup> mm <sup>2</sup>
Rated impulse withstand voltage / Pollution severity	
Overvoltage category / UL 94 flammability rating	
Approvals	

**IEC 60947-7-1 (Cu), UL 1059 (Cu+Al)**

IEC	UL	CSA	EN 60079-7
1000	600	600	880
269	250	255	250
120	AWG 4...kcmil 250	AWG 4...kcmil 250	120
8 kV / 3			
III / V-0			

<b>Clamped conductors (H05V/H07V)</b>	
Solid / Stranded	120 mm <sup>2</sup> mm <sup>2</sup>
	35 mm <sup>2</sup> mm <sup>2</sup>
	25 mm <sup>2</sup> mm <sup>2</sup>
	16 mm <sup>2</sup> mm <sup>2</sup>
Flexible with ferrule	120 mm <sup>2</sup> mm <sup>2</sup>
	35 mm <sup>2</sup> mm <sup>2</sup>
	25 mm <sup>2</sup> mm <sup>2</sup>
	16 mm <sup>2</sup> mm <sup>2</sup>
Stripping length / Blade size	120 mm <sup>2</sup> mm/-
	35 mm <sup>2</sup> mm/-
	25 mm <sup>2</sup> mm <sup>2</sup>
	16 mm <sup>2</sup> mm <sup>2</sup>
Tightening torque	Nm

<b>Rated connection</b>	
35...120 / 35...120	
4...35 / 4...35	
2.5...25 / 2.5...25	
1.5...16 / 1.5...16	
25...95	
2.5...25	
1.5...16	
1.5...10	
27 / M14	
18 / M8	
12 / M6	
12 / M6	
see appendix at the end of the chapter	



**B**

Note

**Ordering data**

<b>Version</b>	grey
	blue
	red
	black


Type	Qty.	Order No.
WPD 108 1x120/2x35+3x25+4x16 GY	1	1562100000
WPD 108 1x120/2x35+3x25+4x16 BL	1	2519480000
WPD 108 1x120/2x35+3x25+4x16 RD	1	2725280000
WPD 108 1x120/2x35+3x25+4x16 BK	1	2725380000

Note

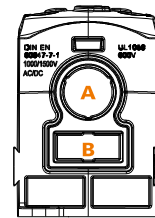
**Accessories**

<b>Cross connection</b>	2-pole
<b>End bracket</b>	dark beige
	dark beige
<b>Screwdriver</b>	SET

Type	Qty.	Order No.
WQB WPD X08-09/2	20	1561900000
WEW 35/2	100	1061200000
AEB 35 SC/1	50	1991920000
SDK PZ2 X 100	1	2749450000
SK WSD-S 1,5-10,0	1	9008850000



output

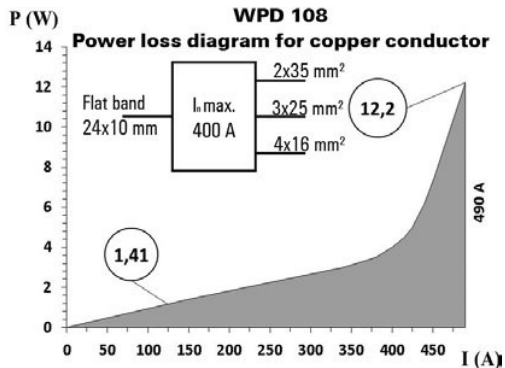


input

**Conductor connection data according to IEC 60947-7-1 (Cu), UL 1059 (Cu+Al)**

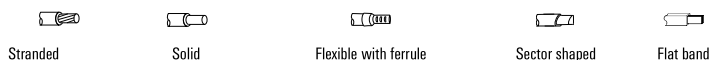
Input	connection point A				CP** B
	Copper		Aluminium*		Copper
120 mm <sup>2</sup>					
95 mm <sup>2</sup>	19 Nm	19 Nm	22,6 Nm	22,6 Nm	3 Nm
70 mm <sup>2</sup>					
50 mm <sup>2</sup>					
35 mm <sup>2</sup>					
25 mm <sup>2</sup>					
Flat band 24x10mm					22 mm
Stripping lengths	27 mm				M6
Allen screw	M14				M6

\* Values according to UL 1059 \*\* CP - connection point



Output	connection point 1 / 2 / 3				connection point 4 / 5 / 6 / 7				connection point 8 / 9			
	Copper		Aluminium*		Copper		Aluminium*		Copper		Aluminium*	
35 mm <sup>2</sup>												
25 mm <sup>2</sup>	2 Nm	2 Nm	5,1 Nm	5,1 Nm	2 Nm	2 Nm	5,1 Nm	5,1 Nm	2,5 Nm	2,5 Nm	11,3 Nm	11,3 Nm
16 mm <sup>2</sup>												
10 mm <sup>2</sup>												
6 mm <sup>2</sup>												
4 mm <sup>2</sup>												
2.5 mm <sup>2</sup>												
1.5 mm <sup>2</sup>												
Stripping lengths	12 mm				12 mm				18 mm			
Allen screw	M6				M6				M8			

\* Values according to UL 1059



**UL Rating data according to UL 1059**

Certificate no. (UR)	XCFR2.E60693				
	connection point A				CP* B
Input (line)	Copper		Aluminium		Copper
kcmil 250					
AWG 4/0	168.2 Lb In.	168.2 Lb In.	200 Lb In.	200 Lb In.	17.7 Lb In.
AWG 3/0					
AWG 2/0					
AWG 1/0					
AWG 2					
AWG 4					
Flat band 24x10 mm					
max. current	250 A	200 A	155 A	205 A	250 A
Voltage size B,C (UR)	600 V				

\* CP - connection point

**CSA rating data according to CSA 22.2 No. 158**

Certificate No. (CSA)	269832			
	Input	Output		
	CP* A	CP* 1/2/3	CP* 4/5/6/7	CP* B
kcmil 250	19 Nm.			
AWG 2	19 Nm			
AWG 4		3 Nm	3 Nm	6 Nm
AWG 6				
AWG 8				
AWG 10				
AWG 12				
AWG 14				
AWG 16				
max. current	255 A	85 A	65 A	115 A
Voltage size C (CSA)	600 V			

\* CP - connection point

Output	connection point 1 / 2 / 3				connection point 4 / 5 / 6 / 7				connection point 8 / 9			
	Copper		Aluminium		Copper		Aluminium		Copper		Aluminium	
AWG 2												
AWG 4	22.6 Lb In.	22.6 Lb In.	45.1 Lb In.	45.1 Lb In.	22.6 Lb In.	22.6 Lb In.	45.1 Lb In.	45.1 Lb In.	53.1 Lb In.	53.1 Lb In.	100 Lb In.	100 Lb In.
AWG 6												
AWG 8												
AWG 10												
AWG 12												
AWG 14												
AWG 16												
max. current	85 A	65 A	65 A	50 A	65 A	50 A	50 A	50 A	115 A	85 A	90 A	65 A
Voltage size B,C (UR)	600 V											

