

**WDU 50N****Weidmüller Interface GmbH & Co. KG**

Klingenbergstraße 26

D-32758 Detmold

Germany

www.weidmueller.com

**Product image**

To feed through power, signal, and data is the classical requirement in electrical engineering and panel building. The insulating material, the connection system and the design of the terminal blocks are the differentiating features. A feed-through terminal block is suitable for joining and/or connecting one or more conductors. They could have one or more connection levels that are on the same potential or insulated against one another.

**General ordering data**

Version	Feed-through terminal, Screw connection, 50 mm <sup>2</sup> , 1000 V, 150 A, dark beige
Order No.	<a href="#">1820840000</a>
Type	WDU 50N
GTIN (EAN)	4032248318117
Qty.	10 pc(s).

Creation date March 28, 2023 10:59:12 AM CEST

Catalogue status 17.03.2023 / We reserve the right to make technical changes.

## WDU 50N

**Weidmüller Interface GmbH & Co. KG**

Klingenbergstraße 26

D-32758 Detmold

Germany

www.weidmueller.com

## Technical data

### Dimensions and weights

Depth	69.6 mm	Depth (inches)	2.74 inch
Depth including DIN rail	70.6 mm	Height	70 mm
Height (inches)	2.756 inch	Width	18.5 mm
Width (inches)	0.728 inch	Net weight	84.38 g

### Temperatures

Storage temperature		Operating temperature range	For operating temperature range see EC Design Test Certificate / IEC Ex-Certificate of Conformity
	-25 °C...55 °C		
Continuous operating temp., min.	-60 °C	Continuous operating temp., max.	130 °C

### Material data

Material	Wemid	Colour	dark beige
UL 94 flammability rating	V-0		

### Rating data IECEx/ATEX

Certificate No. (ATEX)	DEMKO14ATEX1338U	Certificate No. (IECEX)	IECEXULD14.0005U
Max. voltage (ATEX)	690 V	Current (ATEX)	126 A
Wire cross section max. (ATEX)	50 mm <sup>2</sup>	Max. voltage (IECEX)	690 V
Current (IECEX)	126 A	Wire cross section max. (IECEX)	50 mm <sup>2</sup>
Operating temperature range	For operating temperature range see EC Design Test Certificate / IEC Ex-Certificate of Conformity	Marking EN 60079-7	
Ex 2014/34/EU label	II 2 G D		Ex eb II C Gb

### System specifications

Version	Screw connection, for screwable cross-connection, in closed state	End cover plate required	No
Number of potentials	1	Number of levels	1
Number of clamping points per level	2	Number of potentials per tier	1
Levels cross-connected internally	No	PE connection	No
Rail	TS 35	N-function	No
PE function	No	PEN function	Yes

### 2 clampable conductors (H05V/H07V) with equal cross-section (rated connection)

Cross-section for connected wire, stranded, two clampable wires, max.	16 mm <sup>2</sup>	Cross-section for connected wire, stranded, two clampable wires, min.	6 mm <sup>2</sup>
Wire connection cross section, finely stranded with wire-end ferrules DIN 46228/1, 2 clampable wires, max.	16 mm <sup>2</sup>	Wire connection cross section, finely stranded with wire-end ferrules DIN 46228/1, 2 clampable wires, min.	6 mm <sup>2</sup>
Wire connection cross section, finely stranded, two clampable wires, min.	6 mm <sup>2</sup>	Wire cross-section, finely stranded, two clampable wires, max.	16 mm <sup>2</sup>

### Additional technical data

Explosion-tested version	No	Installation advice	Direct mounting
Number of similar terminals	1	Open sides	closed
Type of mounting	Snap-on		

Creation date March 28, 2023 10:59:12 AM CEST

Catalogue status 17.03.2023 / We reserve the right to make technical changes.

## WDU 50N

**Weidmüller Interface GmbH & Co. KG**

Klingenbergstraße 26

D-32758 Detmold

Germany

www.weidmueller.com

## Technical data

### CSA rating data

Certificate No. (CSA)	200039-1057876	Current size B (CSA)	150 A
Current size C (CSA)	150 A	Current size D (CSA)	5 A
Voltage size B (CSA)	600 V	Voltage size C (CSA)	600 V
Voltage size D (CSA)	600 V	Wire cross section max. (CSA)	0 AWG
Wire cross section min. (CSA)	8 AWG		

### Conductors for clamping (rated connection)

Blade size	S4 (DIN 6911)	Clamping range, max.	70 mm <sup>2</sup>
Clamping range, min.	10 mm <sup>2</sup>	Clamping screw	M 6
Connection cross-section, stranded, max.	70 mm <sup>2</sup>	Connection cross-section, stranded, min.	10 mm <sup>2</sup>
Connection direction	on side	Gauge to IEC 60947-1	B10
Number of connections	2	Stripping length	24 mm
Tightening torque, max.	6 Nm	Tightening torque, min.	3.5 Nm
Type of connection	Screw connection	Wire connection cross section AWG, max.	AWG 0
Wire connection cross section AWG, min.	AWG 8	Wire connection cross section, finely stranded, max.	50 mm <sup>2</sup>
Wire connection cross section, finely stranded, min.	10 mm <sup>2</sup>	Wire connection cross-section, finely stranded with wire-end ferrules DIN 46228/1, max.	50 mm <sup>2</sup>
Wire connection cross-section, finely stranded with wire-end ferrules DIN 46228/1, min.	10 mm <sup>2</sup>	Wire connection cross-section, solid core, max.	16 mm <sup>2</sup>
Wire connection cross-section, solid core, min.	10 mm <sup>2</sup>		

### General

Installation advice	Direct mounting	Rail	TS 35
Standards	IEC 60947-7-1	Wire connection cross section AWG, max.	AWG 0
Wire connection cross section AWG, min.	AWG 8		

### Rating data

Rated cross-section	50 mm <sup>2</sup>	Rated voltage	1,000 V
Rated DC voltage	1,000 V DC	Rated current	150 A
Current at maximum wires	192 A	Standards	IEC 60947-7-1
Volume resistance according to IEC 60947-7-x	0.21 mΩ	Rated impulse withstand voltage	8 kV
Power loss in accordance with IEC 60947-7-x	4.8 W	Pollution severity	3
Surge voltage category	III		

### UL rating data

Certificate No. (UR)	E60693	Conductor size Factory wiring max. (UR)	0 AWG
Conductor size Factory wiring min. (UR)	10 AWG	Conductor size Field wiring max. (UR)	0 AWG
Conductor size Field wiring min. (UR)	10 AWG	Current size C (UR)	150 A
Voltage size C (UR)	600 V		

## WDU 50N

Weidmüller Interface GmbH &amp; Co. KG

Klingenbergstraße 26

D-32758 Detmold

Germany

www.weidmueller.com

## Technical data

## Classifications

ETIM 6.0	EC000897	ETIM 7.0	EC000897
ETIM 8.0	EC000897	ECLASS 9.0	27-14-11-20
ECLASS 9.1	27-14-11-20	ECLASS 10.0	27-14-11-20
ECLASS 11.0	27-14-11-20	ECLASS 12.0	27-14-11-20

## Approvals

Approvals



ROHS	Conform
UL File Number Search	UL Website
Certificate No. (UR)	E60693
Certificate No. (cURusEX)	E184763

## Downloads

Approval/Certificate/Document of Conformity	<a href="#">Attestation of Conformity</a> <a href="#">IECEX Certificate</a> <a href="#">EAC certificate</a> <a href="#">INMETRO certificate</a> <a href="#">EAC EX Certificate</a> <a href="#">CCC Ex Certificate</a> <a href="#">UKCA Ex Certificate</a> <a href="#">CE Declaration of Conformity</a> <a href="#">ATEX Certificate</a> <a href="#">CE Declaration of Conformity all terminals</a> <a href="#">UKCA declaration of conformity</a>
Engineering Data	<a href="#">CAD data – STEP</a>
Engineering Data	<a href="#">WSCAD, Zuken E3.S</a>
User Documentation	<a href="#">NTI WDU/WPE 50N</a> <a href="#">StorageConditionsTerminalBlocks</a> <a href="#">Instruction</a> <a href="#">User documentation WZAD</a>
Catalogues	<a href="#">Catalogues in PDF-format</a>
Brochures	




**Data sheet**

**WDU 50N**

**Weidmüller Interface GmbH & Co. KG**  
Klingenbergstraße 26  
D-32758 Detmold  
Germany

[www.weidmueller.com](http://www.weidmueller.com)

**Drawings**



**WDU 50N**

**Weidmüller Interface GmbH & Co. KG**  
 Klingenbergstraße 26  
 D-32758 Detmold  
 Germany

www.weidmueller.com

**Accessories**

**W-Series**



Weidmüller's range of products includes end brackets that guarantee a permanent, reliable mounting on the terminal rail and prevent sliding. Versions with and without screws are available. The end brackets include marking options, also for group markers, and also a test plug holder.

**General ordering data**

Type	WEW 35/1	Version
Order No.	<a href="#">1059000000</a>	W-Series, End bracket
GTIN (EAN)	4008190172282	
Qty.	50 pc(s).	

**Blank**



WS markers are the perfect match for the W-series connectors. Thanks to their system compatibility, the WS tags can also be used with the I-series and the Z-series. The large marking surfaces do not only permit long character strings but also multi-line text. WS markers are ideal for labels with long, customised character strings. Thanks to the proven MultiCard format, printing with PrintJet CONNECT oder/or Plotter is possible.

- Can be fitted in strips or individually
- Markers in proven MultiCard format

**For custom printing:** Please send us a file of our labeling software M-Print PRO or M-Print PRO Online (without installation) for your labeling specifications.

**General ordering data**

Type	WS 12/5 MC NE WS	Version
Order No.	<a href="#">1609860000</a>	WS, Terminal marker, 12 x 5 mm, Pitch in mm (P): 5.00 Weidmueller,
GTIN (EAN)	4008190203481	Allen-Bradley, white
Qty.	720 pc(s).	

**WDU 50N**

**Weidmüller Interface GmbH & Co. KG**  
 Klingenbergstraße 26  
 D-32758 Detmold  
 Germany

www.weidmueller.com

**Accessories**

**WS 12/5**



**WS/ DEK**

MultiMark terminal markers use an innovative composite material made from two components. The hard base contour of the marker snaps securely into the connector. The elastic surface finish makes the marker easy to mount. This specially punched material enables the strips to be stretched to accommodate the slight variations in spacing that tend to add up, especially with long terminal blocks. Another advantage: the excellent printability of the surface material guarantees durable and wear-resistant labelling. A print resolution of 300 dpi also produces a very legible script.

**Your benefits with MultiMark**

- Firm hold and durable printing
- Continuous strips save installation time
- Easy mounting thanks to an innovative composite material
- Large label field for optimal legibility
- High flexibility thanks to manufacturer independence

**General ordering data**

Type	WS 12/5 MM WS	Version
Order No.	<a href="#">2007190000</a>	WS, Terminal marker, 12 x 5 mm, Weidmueller, white
GTIN (EAN)	4050118392036	
Qty.	800 pc(s).	

**WDU 50N**

**Weidmüller Interface GmbH & Co. KG**  
 Klingenbergstraße 26  
 D-32758 Detmold  
 Germany

www.weidmueller.com

**Accessories**

**Blank**



The Dekafix (DEK) marker is the universal marker for all conductor and plug-in connectors as well as for electronic sub-assemblies. The system is ideal for short number sequences and covers a wide range of ready-printed markers.

Strips for fast installation in only one work step. The printing is easy to read, rich in contrast and available in various widths.

- Large range of ready-to-use markers
- Strips for fast installation
- Terminal markers, suitable for all Weidmüller cable connectors
- Available as blank MultiCard or with standard printing

**For custom printing:** Please send us a file of our labeling software M-Print PRO or M-Print PRO Online (without installation) for your labeling specifications.

**General ordering data**

Type	DEK 5/5 MC NE WS	Version	
Order No.	<a href="#">1609801044</a>		Dekafix, Terminal marker, 5 x 5 mm, Pitch in mm (P): 5.00
GTIN (EAN)	4008190397111		Weidmueller, white
Qty.	1,000 pc(s).		

**Socket wrench sets**

Allen key made from fully hardened, high-alloy chromium-vanadium- steel, acc. to DIN ISO 2936 L (DIN 911), high-quality refined surface.



**General ordering data**

Type	SKS 2,0-8,0 MR	Version	
Order No.	<a href="#">9008870000</a>		socket wrenches
GTIN (EAN)	4032248266623		
Qty.	1 pc(s).		



## WDU 50N

**Weidmüller Interface GmbH & Co. KG**  
 Klingenbergstraße 26  
 D-32758 Detmold  
 Germany

[www.weidmueller.com](http://www.weidmueller.com)

## Accessories

## W-Series



Warning covers with a flash symbol provide more safety for man and machine. They are used where external voltage must be indicated within the application.

## General ordering data

Type	WAD 20 GE WSD
Order No.	<a href="#">9512260000</a>
GTIN (EAN)	4008190403942
Qty.	10 pc(s).

## WZAD



## General ordering data

Type	WZAD 50N	Version
Order No.	<a href="#">1872720000</a>	W-Series, Additional connection
GTIN (EAN)	4032248663712	
Qty.	5 pc(s).	

## WDU 50N

**Weidmüller Interface GmbH & Co. KG**  
Klingenbergstraße 26  
D-32758 Detmold  
Germany

www.weidmueller.com

## Accessories

### 50 mm<sup>2</sup>



#### Power feed-in

Our wide range of W-Series terminal blocks with our WPD main line branch terminals, which are optimised to guarantee both convenience and space gains, ensures a secure and convenient connection at the power feed-in.

#### General ordering data

Type	WQV 50N/2	Version
Order No.	<a href="#">1834060000</a>	W-Series, Cross-connector, For the terminals, Number of poles: 2
GTIN (EAN)	4032248379859	
Qty.	5 pc(s).	
Type	WQV 50N/3	Version
Order No.	<a href="#">1834070000</a>	W-Series, Cross-connector, For the terminals, Number of poles: 3
GTIN (EAN)	4032248379866	
Qty.	5 pc(s).	
Type	WQV 50N/4	Version
Order No.	<a href="#">1834080000</a>	W-Series, Cross-connector, For the terminals, Number of poles: 4
GTIN (EAN)	4032248379873	
Qty.	5 pc(s).	

#### Miscellaneous



We offer a broad portfolio of mounting support for easy handling and supplementation of our products. From various tools to insulating sleeves and various screws, our components are matched to each other down to the last detail and thus facilitate assembly in compliance with the respective standards and protective regulations.

#### General ordering data

Type	BZT 1 WS 10/5	Version
Order No.	<a href="#">1805490000</a>	Accessories, Marker holder
GTIN (EAN)	4032248270231	
Qty.	100 pc(s).	
Type	BZT 1 ZA WS 10/5	Version
Order No.	<a href="#">1805520000</a>	Accessories, Marker holder
GTIN (EAN)	4032248270248	
Qty.	100 pc(s).	