


WTR 2.5/SI**Weidmüller Interface GmbH & Co. KG**

Klingenbergstraße 26

D-32758 Detmold

Germany

www.weidmueller.com

Product image

In some applications it is useful to protect the feed through connection with a separate fuse. Fuse terminal blocks are made up of one terminal block bottom section with a fuse insertion carrier. The fuses vary from pivoting fuse levers and pluggable fuse holders to screwable closures and flat plug-in fuses.

General ordering data

Version	W-Series, Fuse terminal, Rated cross-section: 2.5 mm ² , Screw connection
Order No.	1763940000
Type	WTR 2.5/SI
GTIN (EAN)	4032248107735
Qty.	25 pc(s).

Creation date March 28, 2023 4:12:16 AM CEST

Catalogue status 17.03.2023 / We reserve the right to make technical changes.

WTR 2.5/SI

Weidmüller Interface GmbH & Co. KG

Klingenbergstraße 26

D-32758 Detmold

Germany

www.weidmueller.com

Technical data

Dimensions and weights

Depth	97 mm	Depth (inches)	3.819 inch
Depth including DIN rail	97.5 mm	Height	60 mm
Height (inches)	2.362 inch	Width	5.1 mm
Width (inches)	0.201 inch	Net weight	14.72 g

Temperatures

Storage temperature	-25 °C...55 °C	Continuous operating temp., min.	-50 °C
Continuous operating temp., max.	120 °C		

Material data

Material	Wemid	Colour	dark beige
UL 94 flammability rating	V-0		

System specifications

Version	Screw connection, Fuse isolator, for plug-in cross-connector, One end without connector	End cover plate required	Yes
Number of levels	1	Number of clamping points per level	2
Levels cross-connected internally	No	PE connection	No
Rail	TS 35		

2 clampable conductors (H05V/H07V) with equal cross-section (rated connection)

Wire connection cross section, finely stranded with wire-end ferrules DIN 46228/1, 2 clampable wires, max.	1.5 mm ²	Wire connection cross section, finely stranded with wire-end ferrules DIN 46228/1, 2 clampable wires, min.	0.5 mm ²
Wire connection cross section, finely stranded, two clampable wires, min.	0.5 mm ²	Wire cross-section, finely stranded, two clampable wires, max.	1.5 mm ²

Additional technical data

Explosion-tested version	No	Number of similar terminals	1
Open sides	right	Type of mounting	Snap-on

CSA rating data

Certificate No. (CSA)	154685-1152890	Current size D (CSA)	10 A
Voltage size D (CSA)	300 V	Wire cross section max. (CSA)	12 AWG
Wire cross section min. (CSA)	26 AWG		

Conductors for clamping (additional connection)

Conductor cross-section, flexible plus plastic collar DIN 46228/1, further connection, max.	2.5 mm ²
---------------------------------------------------------------------------------------------	---------------------

Conductors for clamping (rated connection)

Blade size	0.6 x 3.5 mm
------------	--------------

Creation date March 28, 2023 4:12:16 AM CEST

Catalogue status 17.03.2023 / We reserve the right to make technical changes.

2

WTR 2.5/SI

Weidmüller Interface GmbH & Co. KG

Klingenbergstraße 26

D-32758 Detmold

Germany

www.weidmueller.com

Technical data

Clampable conductor	Connection specification		Screw connection	
	Cross-section for conductor connection	Type	solid, H05(07) V-U	
		min.	0.5 mm ²	
		max.	4 mm ²	
		nominal	2.5 mm ²	
	wire end ferrule	Stripping length	min.	10 mm
			max.	10 mm
			nominal	10 mm
		Tightening torque	min.	0.4 Nm
	max.		0.8 Nm	
	Recommended wire-end ferrule			
	Connection specification		Screw connection	
Cross-section for conductor connection	Type	stranded, H07V-R		
	min.	1.5 mm ²		
	max.	4 mm ²		
	nominal	2.5 mm ²		
wire end ferrule	Stripping length	min.	10 mm	
		max.	10 mm	
		nominal	10 mm	
	Tightening torque	min.	0.4 Nm	
max.		0.8 Nm		
Recommended wire-end ferrule				
Connection specification		Screw connection		
Cross-section for conductor connection	Type	flexible, H05(07) V-K		
	min.	0.5 mm ²		
	max.	4 mm ²		
	nominal	2.5 mm ²		
wire end ferrule	Stripping length	min.	10 mm	
		max.	10 mm	
		nominal	10 mm	
	Tightening torque	min.	0.4 Nm	
max.		0.8 Nm		
Recommended wire-end ferrule				
Clamping range, max.	4 mm ²			
Clamping range, min.	0.05 mm ²			
Clamping screw	M 2.5			
Connection cross-section, stranded, max.	4 mm ²			
Connection cross-section, stranded, min.	1.5 mm ²			
Connection direction	on side			
Gauge to IEC 60947-1	A3			
Number of connections	2			
Stripping length	10 mm			
Tightening torque, max.	0.8 Nm			
Tightening torque, min.	0.4 Nm			
Torque level with DMS electric screwdriver	1			
Type of connection	Screw connection			
Wire connection cross section AWG, max.	AWG 12			
Wire connection cross section AWG, min.	AWG 26			
Wire connection cross section, finely stranded, max.	4 mm ²			
Wire connection cross section, finely stranded, min.	0.5 mm ²			

Creation date March 28, 2023 4:12:16 AM CEST

WTR 2.5/SI

Weidmüller Interface GmbH & Co. KG

Klingenbergstraße 26

D-32758 Detmold

Germany

www.weidmueller.com

Technical data

Wire connection cross-section, finely stranded with wire-end ferrules DIN 46228/1, max.	2.5 mm ²
Wire connection cross-section, finely stranded with wire-end ferrules DIN 46228/1, min.	0.5 mm ²
Wire connection cross-section, finely stranded with wire-end ferrules DIN 46228/4, max.	2.5 mm ²
Wire connection cross-section, finely stranded with wire-end ferrules DIN 46228/4, min.	0.5 mm ²
Wire connection cross-section, solid core, max.	4 mm ²
Wire connection cross-section, solid core, min.	0.5 mm ²

Fuse terminals

Cartridge fuse	G-Si. 5 x 20	Display	Without LED
Fuse holder (cartridge holder)	pluggable	Operating voltage, max.	400 V

General

Rail	TS 35	Standards	IEC 60947-7-3
Wire connection cross section AWG, max.	AWG 12	Wire connection cross section AWG, min.	AWG 26

Rating data

Rated cross-section	2.5 mm ²	Rated voltage	400 V
Rated voltage to adjoining terminal	400 V	Rated current	6.3 A
Current at maximum wires	6.3 A	Standards	IEC 60947-7-3
Volume resistance according to IEC 60947-7-x	1.33 mΩ	Rated impulse withstand voltage	6 kV
Power loss in accordance with IEC 60947-7-x	0.77 W	Pollution severity	3

UL rating data

Certificate No. (UR)	E60693	Conductor size Factory wiring max. (UR)	12 AWG
Conductor size Factory wiring min. (UR)	22 AWG	Conductor size Field wiring max. (UR)	12 AWG
Conductor size Field wiring min. (UR)	22 AWG		

Classifications

ETIM 6.0	EC000899	ETIM 7.0	EC000899
ETIM 8.0	EC000899	ECLASS 9.0	27-14-11-16
ECLASS 9.1	27-14-11-16	ECLASS 10.0	27-14-11-16
ECLASS 11.0	27-14-11-16	ECLASS 12.0	27-14-11-16

Important note

Product information	The voltage depends on the selected fuse element or the selected indicator light
---------------------	----------------------------------------------------------------------------------

Data sheet

WTR 2.5/SI

Weidmüller Interface GmbH & Co. KG
 Klingenbergstraße 26
 D-32758 Detmold
 Germany

www.weidmueller.com

Technical data

Approvals

Approvals



ROHS	Conform
UL File Number Search	UL Website
Certificate No. (UR)	E60693

Downloads

Approval/Certificate/Document of Conformity	CB Testreport CB Certificate CB Test certificate EAC certificate CE Declaration of Conformity CE Declaration of Conformity all terminals UKCA declaration of conformity
Engineering Data	CAD data – STEP
Engineering Data	WSCAD, Zuken E3.S
User Documentation	StorageConditionsTerminalBlocks Instruction sheet
Catalogues	Catalogues in PDF-format
Brochures	

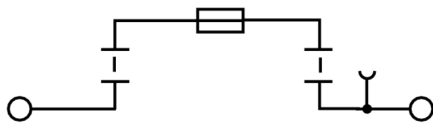
Data sheet

WTR 2.5/SI

Weidmüller Interface GmbH & Co. KG
Klingenbergstraße 26
D-32758 Detmold
Germany

www.weidmueller.com

Drawings



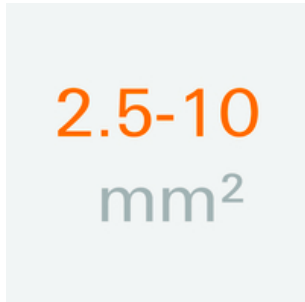
WTR 2.5/SI

Weidmüller Interface GmbH & Co. KG
 Klingenbergstraße 26
 D-32758 Detmold
 Germany

www.weidmueller.com

Accessories

2.5-10 mm²




End plates are fitted to the open side of the last modular terminal before the end bracket. The use of an end plate ensures the function of the modular terminal and the specified rated voltage. It guarantees protection against contact with live parts and makes the final terminal finger-proof.

General ordering data

Type	WAP 16+35 WTW 2.5-10	Version
Order No.	1050100000	W-Series, End plate, Partition plate
GTIN (EAN)	4008190079901	
Qty.	20 pc(s).	
Type	WAP 2.5-10	Version
Order No.	1050000000	W-Series, End plate
GTIN (EAN)	4008190103149	
Qty.	50 pc(s).	

2.5 mm²



The plug-in cross-connections feature easy handling and quick installation. This saves a great deal of time during installation in comparison with screwed solutions.

General ordering data

Type	ZQV 2.5N/7
Order No.	1527640000
GTIN (EAN)	4050118448412
Qty.	20 pc(s).
Type	ZQV 2.5N/10 BL
Order No.	1527880000
GTIN (EAN)	4050118448573
Qty.	20 pc(s).
Type	ZQV 2.5N/5 RD
Order No.	2108710000
GTIN (EAN)	4050118448511
Qty.	20 pc(s).
Type	ZQV 2.5N/20 BL
Order No.	1527890000
GTIN (EAN)	4050118448566
Qty.	20 pc(s).

WTR 2.5/SI

Weidmüller Interface GmbH & Co. KG

Klingenbergstraße 26

D-32758 Detmold

Germany

www.weidmueller.com

Accessories

Type	ZQV 2.5N/10
Order No.	1527690000
GTIN (EAN)	4050118447989
Qty.	20 pc(s).
Type	ZQV 2.5N/3 RD
Order No.	2108690000
GTIN (EAN)	4050118448535
Qty.	60 pc(s).
Type	ZQV 2.5N/4
Order No.	1527590000
GTIN (EAN)	4050118448443
Qty.	60 pc(s).
Type	ZQV 2.5N/6 BL
Order No.	1527820000
GTIN (EAN)	4050118448610
Qty.	20 pc(s).
Type	ZQV 2.5N/9 BL
Order No.	1527870000
GTIN (EAN)	4050118448580
Qty.	20 pc(s).
Type	ZQV 2.5N/6
Order No.	1527630000
GTIN (EAN)	4050118448429
Qty.	20 pc(s).
Type	ZQV 2.5N/4 BL
Order No.	1527780000
GTIN (EAN)	4050118448634
Qty.	60 pc(s).
Type	ZQV 2.5N/50 RD
Order No.	2109000000
GTIN (EAN)	4050118486001
Qty.	5 pc(s).
Type	ZQV 2.5N/50 BL
Order No.	1527920000
GTIN (EAN)	4050118448559
Qty.	5 pc(s).
Type	ZQV 2.5N/20
Order No.	1527720000
GTIN (EAN)	4050118447972
Qty.	20 pc(s).
Type	ZQV 2.5N/2 BL
Order No.	1527740000
GTIN (EAN)	4050118448658
Qty.	60 pc(s).
Type	ZQV 2.5N/7 RD
Order No.	2108810000
GTIN (EAN)	4050118448498
Qty.	20 pc(s).
Type	ZQV 2.5N/8
Order No.	1527670000
GTIN (EAN)	4050118448405
Qty.	20 pc(s).

Creation date March 28, 2023 4:12:16 AM CEST

Catalogue status 17.03.2023 / We reserve the right to make technical changes.

WTR 2.5/SI

Weidmüller Interface GmbH & Co. KG

Klingenbergstraße 26

D-32758 Detmold

Germany

www.weidmueller.com

Accessories

Type	ZQV 2.5N/8 RD
Order No.	2108870000
GTIN (EAN)	4050118448481
Qty.	20 pc(s).
Type	ZQV 2.5N/5
Order No.	1527620000
GTIN (EAN)	4050118448436
Qty.	20 pc(s).
Type	ZQV 2.5N/7 BL
Order No.	1527830000
GTIN (EAN)	4050118448603
Qty.	20 pc(s).
Type	ZQV 2.5N/50
Order No.	1527730000
GTIN (EAN)	4050118411362
Qty.	5 pc(s).
Type	ZQV 2.5N/8 BL
Order No.	1527840000
GTIN (EAN)	4050118448597
Qty.	20 pc(s).
Type	ZQV 2.5N/4 RD
Order No.	2108700000
GTIN (EAN)	4050118448528
Qty.	60 pc(s).
Type	ZQV 2.5N/5 BL
Order No.	1527790000
GTIN (EAN)	4050118448627
Qty.	20 pc(s).
Type	ZQV 2.5N/6 RD
Order No.	2108720000
GTIN (EAN)	4050118448504
Qty.	20 pc(s).
Type	ZQV 2.5N/10 RD
Order No.	2108910000
GTIN (EAN)	4050118486018
Qty.	20 pc(s).
Type	ZQV 2.5N/3 BL
Order No.	1527770000
GTIN (EAN)	4050118448641
Qty.	60 pc(s).
Type	ZQV 2.5N/20 RD
Order No.	2108920000
GTIN (EAN)	4050118485899
Qty.	20 pc(s).
Type	ZQV 2.5N/3
Order No.	1527570000
GTIN (EAN)	4050118448450
Qty.	60 pc(s).
Type	ZQV 2.5N/2
Order No.	1527540000
GTIN (EAN)	4050118448467
Qty.	60 pc(s).

Creation date March 28, 2023 4:12:16 AM CEST

Catalogue status 17.03.2023 / We reserve the right to make technical changes.

WTR 2.5/SI**Weidmüller Interface GmbH & Co. KG**

Klingenbergstraße 26

D-32758 Detmold

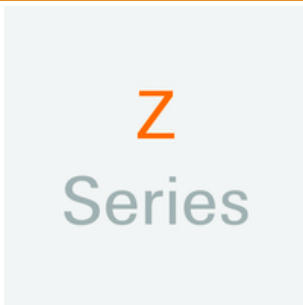
Germany

www.weidmueller.com**Accessories**

Type ZQV 2.5N/2 RD
 Order No. [2108470000](#)
 GTIN (EAN) 4050118448542
 Qty. 60 pc(s).

Type ZQV 2.5N/9
 Order No. [1527680000](#)
 GTIN (EAN) 4050118447996
 Qty. 20 pc(s).

Type ZQV 2.5N/9 RD
 Order No. [2108900000](#)
 GTIN (EAN) 4050118448474
 Qty. 20 pc(s).

Z-Series

Weidmüller's range of products includes end brackets that guarantee a permanent, reliable mounting on the terminal rail and prevent sliding. Versions with and without screws are available. The end brackets include marking options, also for group markers, and also a test plug holder.

General ordering data

Type	ZST 1	Version
Order No.	1269070000	Accessories, Accessories holder
GTIN (EAN)	4050118094091	
Qty.	25 pc(s).	

Slotted screwdriver

Slotted screwdriver with rounded blade SD DIN 5265, ISO 2380/2, output to DIN 5264, ISO 2380/1. ChromTop tip, SoftFinish grip

General ordering data

Type	SDS 0.6X3.5X100	Version
Order No.	9008330000	Screwdriver, Screwdriver
GTIN (EAN)	4032248056286	
Qty.	1 pc(s).	

WTR 2.5/SI

Weidmüller Interface GmbH & Co. KG
 Klingenbergstraße 26
 D-32758 Detmold
 Germany

www.weidmueller.com

Accessories
Shielding connection


With the LS 2.8 WDU2.5-10, many feed-through modular terminal blocks from the W series can be converted very easily. Inserting the LS 2.8 WDU2.5-10 allows the cable shielding braid to be looped through directly at the terminal block by soldering or using a suitable flat cable lug.

General ordering data

Type	LS 2.8 WDU2.5-10	Version
Order No.	1056400000	W-Series, Shield bus
GTIN (EAN)	4008190036454	
Qty.	100 pc(s).	

5x20


For protection against overcurrent, we offer cartridge fuse with dimensions 5x20 mm in sizes from 100 mA to 6.3 A.

General ordering data

Type	G 20/2.00A/F	Version
Order No.	0430900000	Active components, Fuse
GTIN (EAN)	4008190123567	
Qty.	10 pc(s).	
Type	G 20/1.00A/F	Version
Order No.	0430700000	Active components, Fuse
GTIN (EAN)	4008190093877	
Qty.	10 pc(s).	
Type	G 20/0.25A/F	Version
Order No.	0430500000	Active components, Fuse
GTIN (EAN)	4008190153991	
Qty.	10 pc(s).	
Type	G 20/0.50A/F	Version
Order No.	0430600000	Active components, Fuse
GTIN (EAN)	4008190046835	
Qty.	10 pc(s).	

WTR 2.5/SI

Weidmüller Interface GmbH & Co. KG
 Klingenbergstraße 26
 D-32758 Detmold
 Germany

www.weidmueller.com

Accessories

Miscellaneous



We offer a broad portfolio of mounting support for easy handling and supplementation of our products. From various tools to insulating sleeves and various screws, our components are matched to each other down to the last detail and thus facilitate assembly in compliance with the respective standards and protective regulations.

General ordering data

Type	BZT 1 WS 10/5	Version
Order No.	1805490000	Accessories, Marker holder
GTIN (EAN)	4032248270231	
Qty.	100 pc(s).	
Type	BZT 1 ZA WS 10/5	Version
Order No.	1805520000	Accessories, Marker holder
GTIN (EAN)	4032248270248	
Qty.	100 pc(s).	

Blank



The Dekafix (DEK) marker is the universal marker for all conductor and plug-in connectors as well as for electronic sub-assemblies. The system is ideal for short number sequences and covers a wide range of ready-printed markers.

Strips for fast installation in only one work step. The printing is easy to read, rich in contrast and available in various widths.

- Large range of ready-to-use markers
- Strips for fast installation
- Terminal markers, suitable for all Weidmüller cable connectors
- Available as blank MultiCard or with standard printing

For custom printing: Please send us a file of our labeling software M-Print PRO or M-Print PRO Online (without installation) for your labeling specifications.

General ordering data

Type	DEK 5/5 MC NE WS	Version
Order No.	1609801044	Dekafix, Terminal marker, 5 x 5 mm, Pitch in mm (P): 5.00
GTIN (EAN)	4008190397111	Weidmueller, white
Qty.	1,000 pc(s).	

WTR 2.5/SI

Weidmüller Interface GmbH & Co. KG
 Klingenbergstraße 26
 D-32758 Detmold
 Germany

www.weidmueller.com

Accessories

Blank



WS markers are the perfect match for the W-series connectors. Thanks to their system compatibility, the WS tags can also be used with the I-series and the Z-series. The large marking surfaces do not only permit long character strings but also multi-line text. WS markers are ideal for labels with long, customised character strings. Thanks to the proven MultiCard format, printing with PrintJet CONNECT oder/or Plotter is possible.

- Can be fitted in strips or individually
- Markers in proven MultiCard format

For custom printing: Please send us a file of our labeling software M-Print PRO or M-Print PRO Online (without installation) for your labeling specifications.

General ordering data

Type	WS 12/5 MC NE WS	Version
Order No.	1609860000	WS, Terminal marker, 12 x 5 mm, Pitch in mm (P): 5.00 Weidmueller,
GTIN (EAN)	4008190203481	Allen-Bradley, white
Qty.	720 pc(s).	

WS 12/5



WS/ DEK

MultiMark terminal markers use an innovative composite material made from two components. The hard base contour of the marker snaps securely into the connector. The elastic surface finish makes the marker easy to mount. This specially punched material enables the strips to be stretched to accommodate the slight variations in spacing that tend to add up, especially with long terminal blocks. Another advantage: the excellent printability of the surface material guarantees durable and wear-resistant labelling. A print resolution of 300 dpi also produces a very legible script.

Your benefits with MultiMark

- Firm hold and durable printing
- Continuous strips save installation time
- Easy mounting thanks to an innovative composite material
- Large label field for optimal legibility
- High flexibility thanks to manufacturer independence

General ordering data

Type	WS 12/5 MM WS	Version
Order No.	2007190000	WS, Terminal marker, 12 x 5 mm, Weidmueller, white
GTIN (EAN)	4050118392036	
Qty.	800 pc(s).	