

# Power supply unit - ESSENTIAL- PS/1AC/24DC/480W/EE



2910588

<https://www.phoenixcontact.com/za/products/2910588>

Please be informed that the data shown in this PDF document is generated from our Online Catalog. Please find the complete data in the user documentation. Our General Terms of Use for Downloads are valid.



Primary-switched ESSENTIAL edition power supply for DIN rail mounting, input: 1-phase, output:  
24 V DC / 480 W

## Your advantages

- Worldwide use thanks to the wide range input and international approval package
- Fast installation, thanks to easy DIN rail mounting
- Greater availability, thanks to fanless convection cooling

## Commercial Data

Item number	2910588
Packing unit	1 pc
Minimum order quantity	1 pc
Sales Key	CMP
Product Key	CMPB13
GTIN	4055626463391
Weight per Piece (including packing)	1 489 g
Weight per Piece (excluding packing)	1 480 g
Customs tariff number	85044083
Country of origin	IN

# Power supply unit - ESSENTIAL- PS/1AC/24DC/480W/EE



2910588

<https://www.phoenixcontact.com/za/products/2910588>

## Technical Data

### Input data

#### AC operation

Nominal input voltage range	100 V AC ... 240 V AC
Input voltage range	85 V AC ... 264 V AC
Derating	< 100 V (1 %/V)
Input voltage range AC	85 V AC ... 264 V AC
Input voltage range DC	120 V DC ... 375 V DC
Voltage type of supply voltage	AC
Inrush current	typ. 40 A (115 V AC)
	typ. 80 A (230 V AC)
AC frequency range	47 Hz ... 63 Hz
Mains buffering time	typ. 10 ms (115 V AC)
	typ. 16 ms (230 V AC)
Current consumption	5.4 A (115 V AC)
	2.7 A (230 V AC)
Nominal power consumption	523.27 VA
Protective circuit	Transient surge protection; Varistor
Typical response time	1000 ms
Input fuse	10 A (fast blow, internal)
Discharge current to PE	< 1 mA (264 V AC)

### Output data

Efficiency	85 % (115 V AC)
	88 % (230 V AC)
Output characteristic	HICCUP
Nominal output voltage	24 V DC $\pm$ 2 %
Setting range of the output voltage ( $U_{Set}$ )	22 V DC ... 28 V DC (max. power $\leq$ 480 W)
Nominal output current ( $I_N$ )	20 A
Derating	> 40 °C (1.67 % / °C, 115 V AC)
	> 50 °C (2.5 % / °C, 230 V AC)
Max. capacitive load	8000 $\mu$ F
Active current limitation	109% - 130% of the max. output power (in the event of short circuit)
Control deviation	$\leq$ 1 % (change in load, static 10 % ... 90 %)
	typ. $\pm$ 2 % (change in load, dynamic 10 % ... 90 %)
	< 0.1 % (change in input voltage $\pm$ 10 %)
Residual ripple	< 120 mV <sub>PP</sub> (-10 °C ... +70 °C)
	< 240 mV <sub>PP</sub> (-20 °C ... -10 °C)
Output power	480 W
Maximum no-load power dissipation	5 W (115 V AC)
	4 W (230 V AC)

# Power supply unit - ESSENTIAL- PS/1AC/24DC/480W/EE



2910588

<https://www.phoenixcontact.com/za/products/2910588>

Power loss nominal load max.	50 W (115 V AC)
	40 W (230 V AC)

## Connection data

### Input

Connection method	Screw connection
Conductor cross section AWG min.	16
Conductor cross section AWG max.	12
Stripping length	7 mm

### Output

Connection method	Screw connection
Conductor cross section AWG min.	16
Conductor cross section AWG max.	12
Stripping length	7 mm

## LED signaling

Types of signaling	LED
Operating voltage display	Green LED

### Signal output

Status display	"DC OK" LED green
----------------	-------------------

## Electrical properties

Number of phases	1.00
Insulation voltage input/output	3 kV AC
Insulation voltage output / PE	0.5 kV AC
Insulation voltage input / PE	2 kV AC


## Product properties

Product type	Power supply
Product family	ESSENTIAL edition
MTBF (Telcordia SR-332)	> 700000 h

### Insulation characteristics

Protection class	I (with PE connection)
Degree of pollution	2

## Dimensions

Dimensional drawing	
---------------------	--

# Power supply unit - ESSENTIAL- PS/1AC/24DC/480W/EE



2910588

<https://www.phoenixcontact.com/za/products/2910588>

Width	85.5 mm
Height	123.6 mm
Depth	128.5 mm

## Installation dimensions

Installation distance right/left	10 mm / 10 mm (100 V AC, up to 90% load)
Installation distance top/bottom	50 mm / 50 mm (100 V AC, up to 90% load)

## Mounting

Mounting type	DIN rail mounting
With protective coating	No

## Material specifications

Housing material	Metal
Type of housing	Steel sheet, zinc-plated
Side element version	Aluminum
Housing material	Aluminum

## Environmental and real-life conditions

### Ambient conditions

Degree of protection	IP20
Ambient temperature (operation)	-20 °C ... 70 °C
Ambient temperature (storage/transport)	-40 °C ... 85 °C
Maximum altitude	≤ 5000 m (> 2000 m, Derating: 10 %/1000 m)
Max. permissible relative humidity (operation)	≤ 95 % (at 25 °C, non-condensing)
Shock	IEC 60068-2-27, 27, half sinusoidal wave: 50g for 11 ms; 3x per direction, 9x overall
Vibration (operation)	IEC 60068-2-6, sinusoidal waves: 10 Hz ... 500 Hz, 19,6 m/s <sup>2</sup> (2g peak), 10 min. per cycle, 60 min. in the X direction

## Standards and regulations

Standard - Electrical safety	EN 60950-1
Standard – Safety extra-low voltage	EN 60950-1 (SELV)
Approval - requirement of the semiconductor industry with regard to mains voltage dips	SEMI F47 - 0706 (200 V AC)

## Approval data

CSA	CSA-C22.2 Nr. 107.1-01
	CSA-C22.2 Nr. 60950-01
UL approvals	UL/C-UL listed UL 508

### Conformity/Approvals

SIL in accordance with IEC 61508	0
----------------------------------	---

## EMC data

Low Voltage Directive	Conformance with Low Voltage Directive 2014/35/EC
-----------------------	---

# Power supply unit - ESSENTIAL- PS/1AC/24DC/480W/EE



2910588

<https://www.phoenixcontact.com/za/products/2910588>

Electromagnetic compatibility	Conformance with EMC Directive 2014/30/EU
EMC requirements for noise emission	EN 61000-6-3
	EN 61000-6-4
EMC requirements for noise immunity	EN 61000-6-1
	EN 61000-6-2
Noise emission	EN 55011 (EN 55022) Class B
Noise immunity	EN 61000-6-2
	EN 61000-6-1
Emitted interference	
Standards/regulations	EN 61000-6-3

# Power supply unit - ESSENTIAL- PS/1AC/24DC/480W/EE

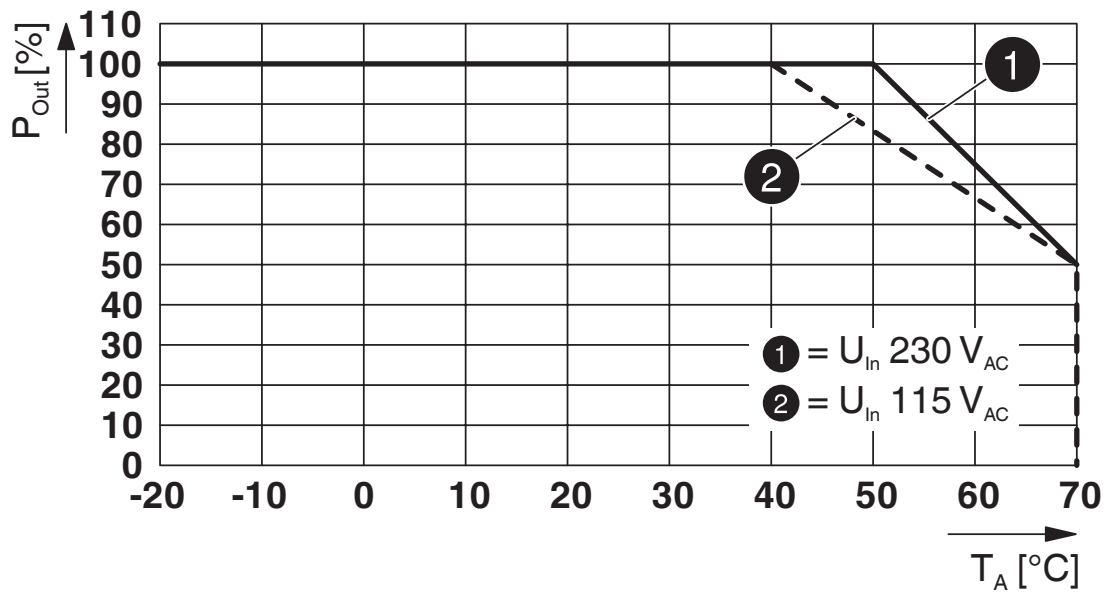


2910588

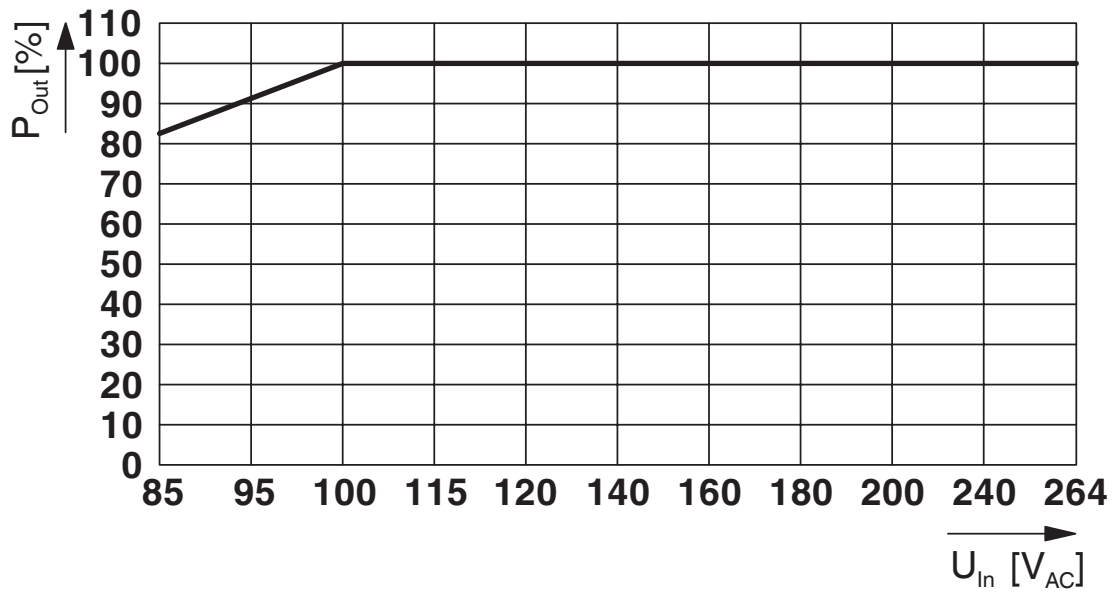
<https://www.phoenixcontact.com/za/products/2910588>

## Drawings

Diagram



Diagram



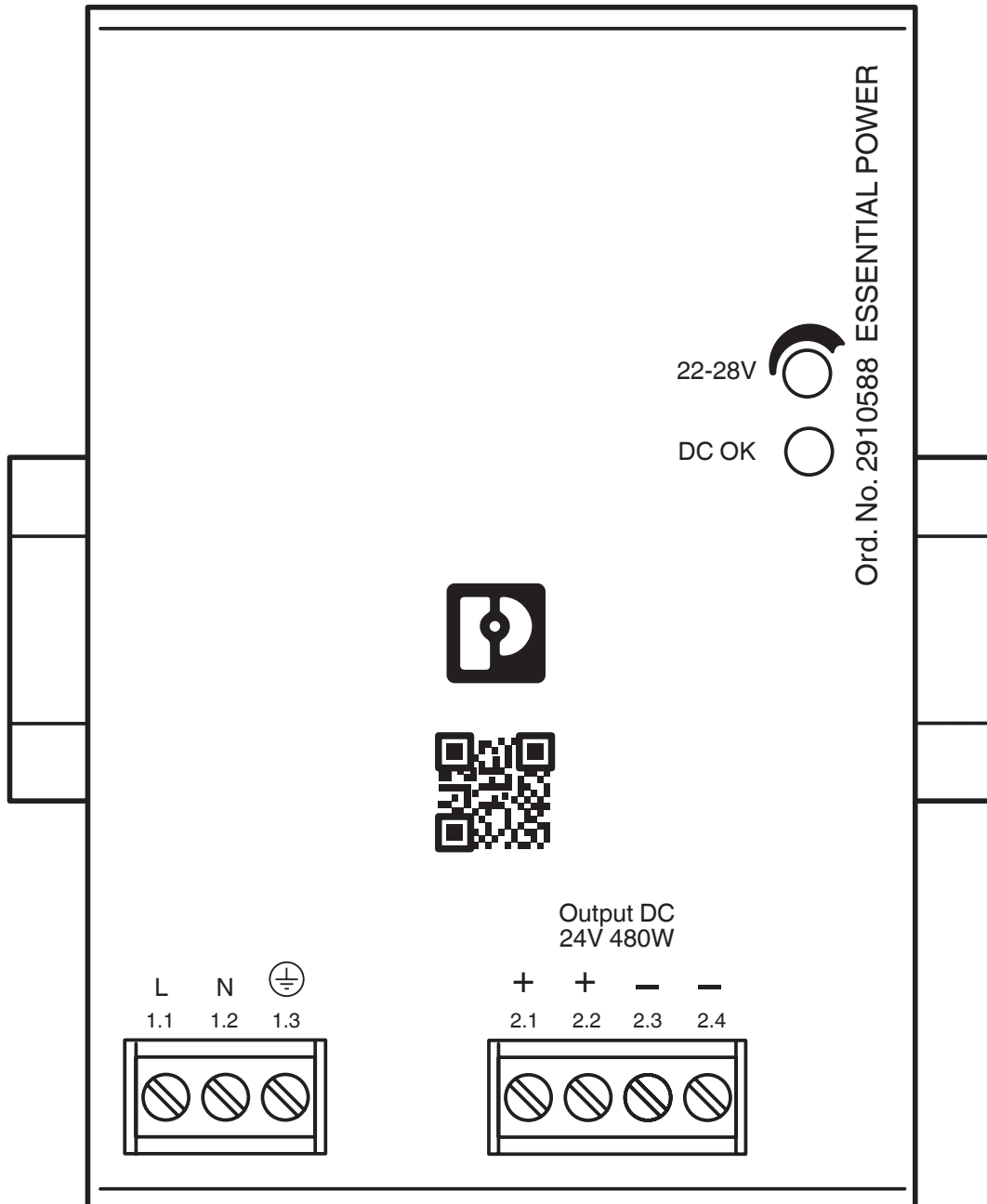
# Power supply unit - ESSENTIAL- PS/1AC/24DC/480W/EE



2910588

<https://www.phoenixcontact.com/za/products/2910588>

## Schematic diagram

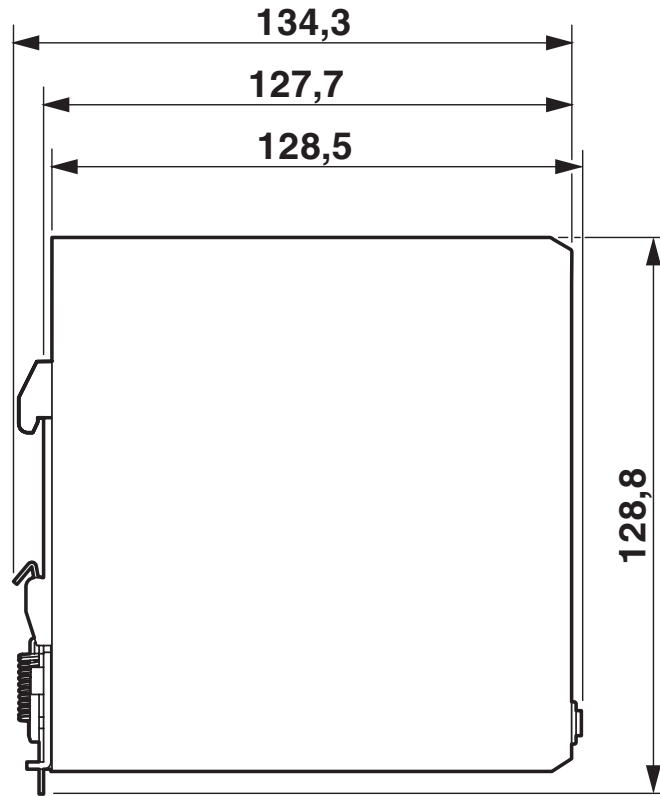


# Power supply unit - ESSENTIAL- PS/1AC/24DC/480W/EE

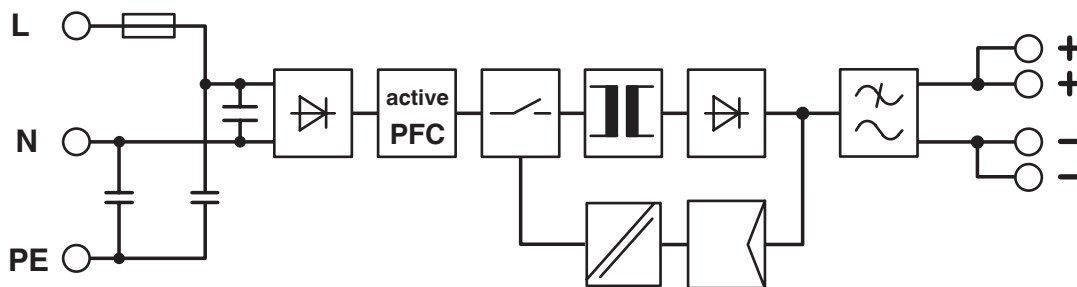
2910588

<https://www.phoenixcontact.com/za/products/2910588>

Dimensional drawing



Block diagram





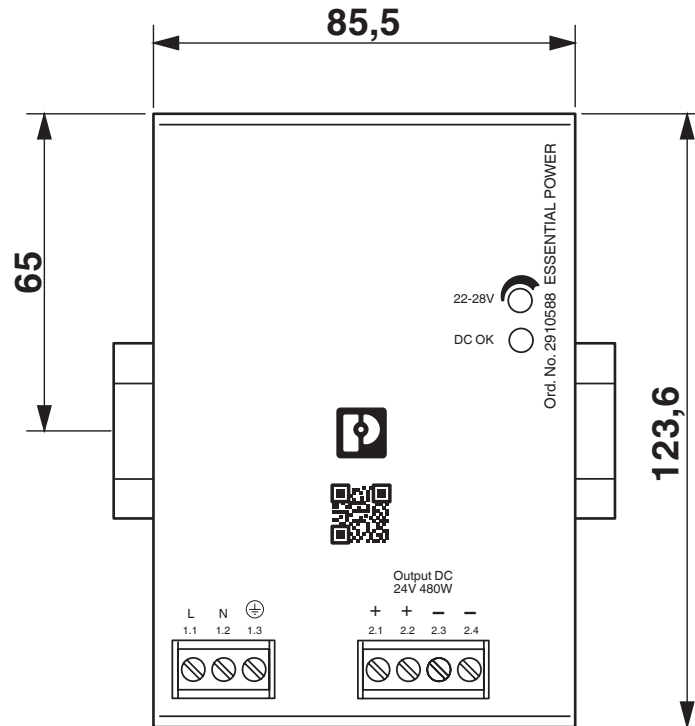
# Power supply unit - ESSENTIAL- PS/1AC/24DC/480W/EE



2910588

<https://www.phoenixcontact.com/za/products/2910588>

Dimensional drawing



# Power supply unit - ESSENTIAL- PS/1AC/24DC/480W/EE



2910588

<https://www.phoenixcontact.com/za/products/2910588>

## Approvals



**cULus Listed**

Approval ID: FILE E 131881



**cULus Listed**

Approval ID: FILE E 131881



**cULus Listed**

Approval ID: FILE E 338991



**cULus Listed**

Approval ID: FILE E 338991

# Power supply unit - ESSENTIAL- PS/1AC/24DC/480W/EE



2910588

<https://www.phoenixcontact.com/za/products/2910588>

## Classifications

### ECLASS

ECLASS-9.0	27040701
ECLASS-10.0.1	27040701
ECLASS-11.0	27040701

### ETIM

ETIM 8.0	EC002540
----------	----------

### UNSPSC

UNSPSC 21.0	39121000
-------------	----------

# Power supply unit - ESSENTIAL- PS/1AC/24DC/480W/EE



2910588

<https://www.phoenixcontact.com/za/products/2910588>

## Environmental Product Compliance

REACH SVHC	Lead 7439-92-1
China RoHS	Environmentally Friendly Use Period = 10; For information on hazardous substances, refer to the manufacturer's declaration available under "Downloads"

Phoenix Contact 2023 © - all rights reserved  
<https://www.phoenixcontact.com>

PHOENIX CONTACT (Pty) Ltd.  
36 Lyn Road P.O. Box 916 ZA-Ferndale 2160

+27/11/801-8200  
[info@phoenixcontact.co.za](mailto:info@phoenixcontact.co.za)