

# Redundancy module - QUINT4- DIODE/48DC/2X20/1X40



2907720

<https://www.phoenixcontact.com/pc/products/2907720>

Please be informed that the data shown in this PDF document is generated from our Online Catalog. Please find the complete data in the user documentation. Our General Terms of Use for Downloads are valid.

DIN rail diode module 48 V DC/2x20 A or 1x40 A. Uniform redundancy up to the consumer.



## Product Description

A safe redundant system is the result of the parallel connection of two power supply units which are decoupled from one another. To further increase system availability, QUINT DIODE provides the solution: decoupling with diode.

## Your advantages

- Flexible
- Rugged design
- Consistent redundancy up to the load

## Commercial Data

Item number	2907720
Packing unit	1 pc
Minimum order quantity	1 pc
Product Key	CMRI44
Catalog Page	Page 307 (C-4-2019)
GTIN	4055626231396
Weight per Piece (including packing)	879 g
Weight per Piece (excluding packing)	759 g
Customs tariff number	85049090
Country of origin	CN

# Redundancy module - QUINT4- DIODE/48DC/2X20/1X40



2907720

<https://www.phoenixcontact.com/pc/products/2907720>

## Technical Data

### Input data

#### DC operation

Nominal input voltage range	48 V DC
Input voltage range	30 V DC ... 56 V DC
Voltage type of supply voltage	DC
Reverse polarity protection	< yes120 V
Nominal input current ( $I_N$ )	2x 20 A (-40 °C ... 60 °C)
	1x 40 A (-40 °C ... 60 °C)
Maximum current $I_{max}$	2x 30 A (-40 °C ... 40 °C)
	1x 60 A (-40 °C ... 40 °C)
Input current $I_{Static}$	2x 25 A (40 °C)
Input current $I_{Dynamic}$	2x 30 A (5 s)
Input current $I_{SFB}$	2x 120 A (15 ms)
Nominal input current ( $I_N$ )	2x 20 A (-25 °C ... 60 °C)
	1x 40 A (-25 °C ... 60 °C)
Maximum current $I_{max}$	2x 30 A (-25°C ... 40°C)
	1x 60 A (-25°C ... 40°C)
Transient surge protection	Varistor
Voltage drop, input/output	0.7 V

### Output data

Efficiency	> 97 %
Nominal output voltage	48 V DC
Output voltage	$U_{in}$ -
Output voltage range	30 V DC ... 56 V DC
Nominal output current ( $I_N$ )	40 A (Increasing power)
	20 A (Redundancy)
Static Boost ( $I_{Stat.Boost}$ )	45 A
Dynamic Boost ( $I_{Dyn.Boost}$ )	60 A (5 s)
Selective Fuse Breaking ( $I_{SFB}$ )	120 A (15 ms)
Derating	60 °C ... 70 °C (2.5%/K)
Power loss nominal load max.	14 W ( $I_{OUT} = 20$ A)
Connection in series	No

### Connection data

#### Input

Connection method	Screw connection
Conductor cross section solid min.	0.5 mm <sup>2</sup>
Conductor cross section solid max.	16 mm <sup>2</sup>
Conductor cross section flexible min.	0.5 mm <sup>2</sup>

# Redundancy module - QUINT4-DIODE/48DC/2X20/1X40

2907720

<https://www.phoenixcontact.com/pc/products/2907720>

Conductor cross section flexible max.	16 mm <sup>2</sup>
Conductor cross section AWG min.	10
Conductor cross section AWG max.	6
Stripping length	10 mm
Screw thread	M4
Tightening torque, min	1.2 Nm
Tightening torque max	1.5 Nm

## Output

Connection method	Screw connection
Conductor cross section solid min.	0.5 mm <sup>2</sup>
Conductor cross section solid max.	16 mm <sup>2</sup>
Conductor cross section flexible min.	0.5 mm <sup>2</sup>
Conductor cross section flexible max.	16 mm <sup>2</sup>
Conductor cross section AWG min.	10
Conductor cross section AWG max.	6
Stripping length	10 mm
Screw thread	M4
Tightening torque, min	1.2 Nm
Tightening torque max	1.5 Nm

## Electrical properties

Insulation voltage input, output / housing	1000 V
--	--------

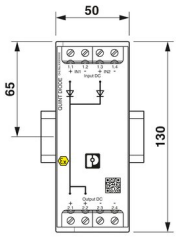
## Product properties

Product type	Redundancy module
Product family	QUINT DIODE
MTBF (IEC 61709, SN 29500)	40000000 h (40 °C)

## Insulation characteristics

Protection class	III
Degree of pollution	2

## Dimensions

Dimensional drawing	
Width	50 mm
Height	130 mm
Depth	125 mm

# Redundancy module - QUINT4-DIODE/48DC/2X20/1X40



2907720

<https://www.phoenixcontact.com/pc/products/2907720>

## Installation dimensions

Installation distance right/left	5 mm / 5 mm
Installation distance top/bottom	50 mm / 50 mm

## Mounting

Mounting type	DIN rail mounting
Assembly instructions	alignable: $P_N \geq 50\%$ , 5 mm horizontally, 15 mm next to active components, 50 mm vertically alignable: $P_N < 50\%$ , 0 mm horizontally, 40 mm vertically top, 20 mm vertically bottom
Mounting position	horizontal DIN rail NS 35, EN 60715

## Material specifications

Flammability rating according to UL 94 (housing / terminal blocks)	V0
Housing material	Metal
Housing material	Aluminum / stainless steel

## Environmental and real-life conditions

### Ambient conditions

Degree of protection	IP20
Ambient temperature (operation)	-40 °C ... 70 °C (> 60 °C Derating: 2,5 %/K)
Ambient temperature (storage/transport)	-40 °C ... 85 °C
Maximum altitude	≤ 5000 m
Climatic class	3K22 (in accordance with EN 60721-3-3)
Max. permissible relative humidity (operation)	≤ 95 % (at 25 °C, non-condensing)
Shock	18 ms, 30g, in each space direction (according to IEC 60068-2-27)
Vibration (operation)	< 15 Hz, amplitude ±2.5 mm (according to IEC 60068-2-6) 15 Hz ... 150 Hz, 2.3g, 90 min.

## Standards and regulations

Standard – Electronic equipment for use in electrical power installations and their assembly into electrical power installations	EN 50178/VDE 0160 (PELV)
Standard - Electrical safety	EN 60950-1/VDE 0805 (SELV)
Standard – Protection against shock currents, basic requirements for protective separation in electrical equipment	EN 50178
Standard – Safety extra-low voltage	IEC 60950-1 (SELV) and EN 60204-1 (PELV)
Standard - Safe isolation	DIN VDE 0100-410

## Approval data

UL approvals	UL/C-UL listed UL 508
	UL/C-UL Recognized UL 60950-1
	UL ANSI/ISA-12.12.01 Class I, Division 2, Groups A, B, C, D (Hazardous Location)

# Redundancy module - QUINT4- DIODE/48DC/2X20/1X40



2907720

<https://www.phoenixcontact.com/pc/products/2907720>

## Conformity/Approvals

ATEX	<input type="checkbox"/> II 3 G Ex ec IIC T4 Gc
	DEKRA 20ATEX0041 X
IECEX	Ex ec IIC T4 Gc
	IECEX DEK 20.0022X

## EMC data

Low Voltage Directive	Conformance with Low Voltage Directive 2014/35/EC
Electromagnetic compatibility	Conformance with EMC Directive 2014/30/EU
EMC requirements for noise emission	EN 61000-6-3
	EN 61000-6-4
EMC requirements for noise immunity	EN 61000-6-1
	EN 61000-6-2

## Electrostatic discharge

Standards/regulations	EN 61000-4-2
-----------------------	--------------

## Electromagnetic HF field

Standards/regulations	EN 61000-4-3
-----------------------	--------------

## Fast transients (burst)

Standards/regulations	EN 61000-4-4
-----------------------	--------------

## Surge voltage load (surge)

Standards/regulations	EN 61000-4-5
-----------------------	--------------

## Conducted interference

Standards/regulations	EN 61000-4-6
-----------------------	--------------

## Emitted interference

Standards/regulations	EN 61000-6-3
Radio interference voltage in acc. with EN 55011	EN 55011 (EN 55022) Class B, area of application: Industry and residential
Emitted radio interference in acc. with EN 55011	EN 55011 (EN 55022) Class B, area of application: Industry and residential

# Redundancy module - QUINT4-DIODE/48DC/2X20/1X40

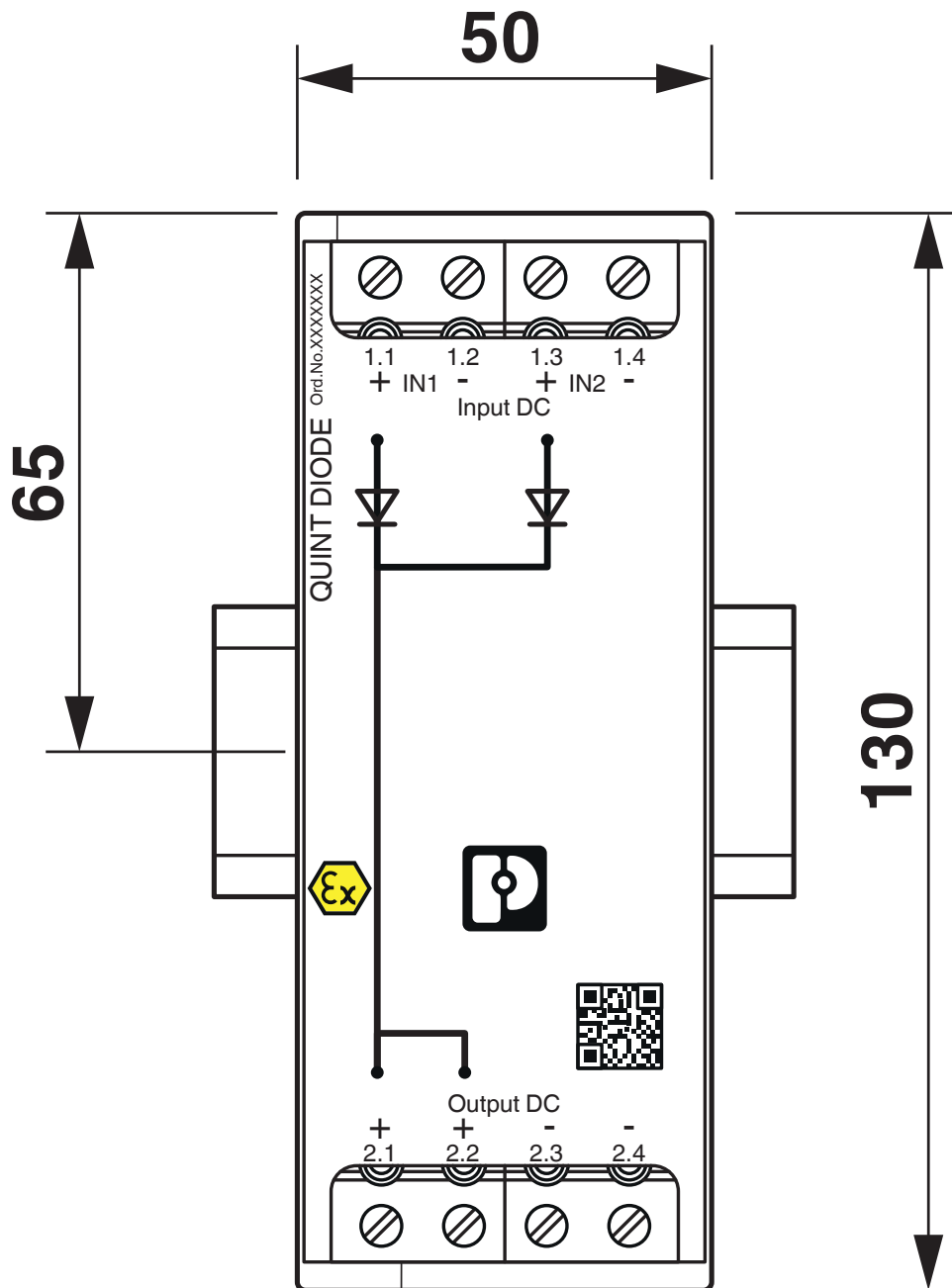


2907720

<https://www.phoenixcontact.com/pc/products/2907720>

## Drawings

Dimensional drawing



Device dimensions (dimensions in mm)

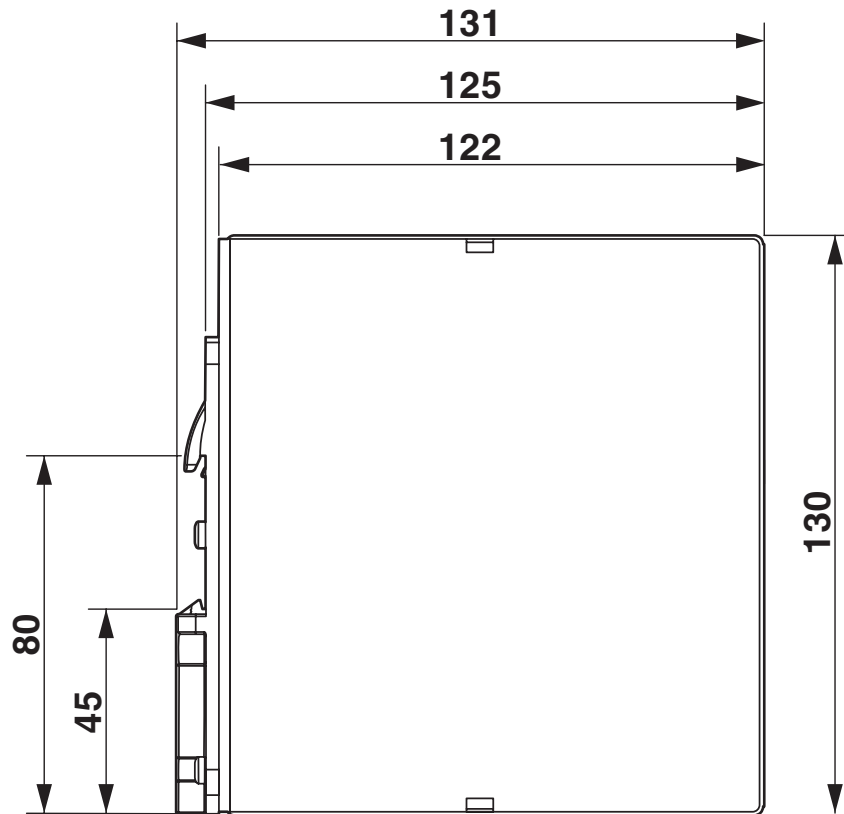
# Redundancy module - QUINT4- DIODE/48DC/2X20/1X40



2907720

<https://www.phoenixcontact.com/pc/products/2907720>

Dimensional drawing



Device dimensions (dimensions in mm)

# Redundancy module - QUINT4- DIODE/48DC/2X20/1X40



2907720

<https://www.phoenixcontact.com/pc/products/2907720>

## Approvals



**cUL Recognized**  
Approval ID: FILE E 211944



**UL Recognized**  
Approval ID: FILE E 211944



**EAC**  
Approval ID: RU S-DE.BL08.W.00764



**UL Listed**  
Approval ID: FILE E 123528



**cUL Listed**  
Approval ID: FILE E 123528

**DNV**

Approval ID: TAA000011F



**ATEX**  
Approval ID: DEKRA 20ATEX0041 X



**EAC Ex**  
Approval ID: RU C-DE.HB49.B.00004



**IECEx**  
Approval ID: IECEx DEK 20.0022X



**NEPSI**  
Approval ID: GYJ20.1591X



**cUL Listed**  
Approval ID: FILE E 199827



**UL Listed**  
Approval ID: FILE E 199827



# Redundancy module - QUINT4- DIODE/48DC/2X20/1X40



2907720

<https://www.phoenixcontact.com/pc/products/2907720>

## **INMETRO**

Approval ID: DNV 22.0238 X

**cULus Recognized**

**cULus Listed**

**cULus Listed**

# Redundancy module - QUINT4- DIODE/48DC/2X20/1X40



2907720

<https://www.phoenixcontact.com/pc/products/2907720>

## Classifications

### ECLASS

ECLASS-9.0	27371010
ECLASS-10.0.1	27371010
ECLASS-11.0	27371010

### ETIM

ETIM 8.0	EC000683
----------	----------

### UNSPSC

UNSPSC 21.0	32151500
-------------	----------

# Redundancy module - QUINT4- DIODE/48DC/2X20/1X40



2907720

<https://www.phoenixcontact.com/pc/products/2907720>

## Environmental Product Compliance

REACH SVHC	Lead 7439-92-1
China RoHS	Environmentally Friendly Use Period = 25;
	For information on hazardous substances, refer to the manufacturer's declaration available under "Downloads"

# Redundancy module - QUINT4- DIODE/48DC/2X20/1X40

2907720

<https://www.phoenixcontact.com/pc/products/2907720>

## Accessories

### Mounting adapter

Mounting adapter - UWA 182/52 - 2938235

<https://www.phoenixcontact.com/pc/products/2938235>



Universal wall adapter for securely mounting the device in the event of strong vibrations. The device is screwed directly onto the mounting surface. The universal wall adapter is attached on the top/bottom.

---

### Mounting adapter

Mounting adapter - QUINT-PS-ADAPTERS7/1 - 2938196

<https://www.phoenixcontact.com/pc/products/2938196>



Assembly adapter for QUINT-PS... power supply on S7-300 rail

---

Phoenix Contact 2023 © - all rights reserved

<https://www.phoenixcontact.com>

PHOENIX CONTACT GmbH & Co. KG

Flachsmarktstraße 8

D-32825 Blomberg

+49 (0) 5235-3 00

[info@phoenixcontact.com](mailto:info@phoenixcontact.com)