

Power supply unit - UNO2-PS/1AC/48DC/240W



1110155

<https://www.phoenixcontact.com/in/products/1110155>

Please be informed that the data shown in this PDF document is generated from our Online Catalog. Please find the complete data in the user documentation. Our General Terms of Use for Downloads are valid.



Primary-switched power supply unit, UNO POWER, Screw connection, DIN rail mounting, input: 1-phase, output: 48 V DC / 5 A

Your advantages

- Save space in the control cabinet with an extremely narrow overall width of just 45 mm
- Save energy, thanks to a high degree of efficiency
- Outdoor installation possible, with a wide temperature range of -25°C ... +70°C
- Simple output voltage monitoring, thanks to the floating DC OK relay contact

Commercial Data

Item number	1110155
Packing unit	1 pc
Minimum order quantity	1 pc
Sales Key	CMP
Product Key	CMPV14
GTIN	4063151024840
Weight per Piece (including packing)	888 g
Weight per Piece (excluding packing)	855 g
Customs tariff number	85044083
Country of origin	TH

Technical Data

Input data

Supply system configuration	Star network (TN, TT, IT (PE))
Nominal input voltage range	100 V AC ... 240 V AC
Input voltage range	100 V AC ... 240 V AC -15 % ... +10 %
Derating	< 90 V AC (1 %/V)
Typical national grid voltage	120 V AC
	230 V AC
Voltage type of supply voltage	AC
Inrush current	typ. 10 A (at 25 °C)
Inrush current integral (I^2t)	< 0.05 A ² s
Frequency range (f_N)	50 Hz ... 60 Hz \pm 10 %
Mains buffering time	typ. 20 ms (120 V AC)
	typ. 20 ms (230 V AC)
Current consumption	2.6 A (100 V AC)
	2.2 A (120 V AC)
	1.16 A (230 V AC)
	1.2 A (240 V AC)
Protective circuit	Transient surge protection; Varistor, gas-filled surge arrester
Switch-on time	typ. 530 ms
Device mains fuse	5 A internal (device protection), fast-blow
Recommended breaker for input protection	10 A ... 16 A (Characteristic B, C, D, K or comparable)
Discharge current to PE	< 3.5 mA

Output data

Efficiency	typ. 91.5 % (120 V AC)
	typ. 93 % (230 V AC)
Nominal output voltage	48 V DC
Setting range of the output voltage (U_{Set})	42 V DC ... 56 V DC (\geq 48 V DC, constant capacity restricted < 48 V DC, constant current restricted)
Nominal output current (I_N)	5 A
Short-circuit-proof	yes
No-load proof	yes
Crest factor	typ. 1.637 (120 V AC)
	typ. 1.54 (230 V AC)
Output power (P_N)	240 W
Connection in parallel	yes, for increased efficiency and redundancy
Connection in series	yes, for increased output voltage
Feedback voltage resistance	\leq 60 V DC
Protection against overvoltage at the output (OVP)	\leq 60 V DC
Residual ripple	typ. 50 mV _{pp} (with nominal values)
	< 1 % (change in load, static 10 % ... 90 %)

Power supply unit - UNO2-PS/1AC/48DC/240W



1110155

<https://www.phoenixcontact.com/in/products/1110155>

Control deviation	< 3 % (change in load, dynamic 10 % ... 90 %)
	< 0.1 % (change in input voltage ± 10 %)
Rise time	< 1 s ($U_{OUT} = 10$ % ... 90 %)
Minimum no-load power dissipation	< 2.9 W (120 V AC)
Maximum no-load power dissipation	< 3 W (230 V AC)
Minimum nominal load power dissipation	< 37 W (120 V AC)
Power loss nominal load max.	< 28 W (230 V AC)

Signal relay 13/14

Connection level	3.x
Connection labeling	3.1 (13), 3.2 (14)
Switch contact (floating)	OptoMOS
Switching voltage	max. 30 V AC/DC
	max. 60 V DC
Current carrying capacity	max. 50 mA
State condition	$U_{OUT} \geq 42$ V DC (Contact closed)
	$U_{OUT} < 42$ V DC (Contact open)

Connection data

Input

Position	1.x
Identification	1.1 (□), 1.2 (L), 1.3 (N)

Conductor connection

Connection method	Screw connection
rigid	0.2 mm ² ... 2.5 mm ²
flexible	0.2 mm ² ... 2.5 mm ²
flexible with ferrule without plastic sleeve	0.25 mm ² ... 2.5 mm ²
flexible with ferrule with plastic sleeve	0.25 mm ² ... 2.5 mm ²
rigid (AWG)	24 ... 14 (Cu)
Stripping length	6.5 mm
Tightening torque	0.5 Nm ... 0.6 Nm
	4 lb _f -in. ... 5 lb _f -in.
Drive form screw head	Slotted L

Output

Position	2.x
Identification	2.1, 2.2 (+), 2.3, 2.4 (-)

Conductor connection

Connection method	Screw connection
rigid	0.2 mm ² ... 2.5 mm ²
flexible	0.2 mm ² ... 2.5 mm ²
flexible with ferrule without plastic sleeve	0.25 mm ² ... 2.5 mm ²
flexible with ferrule with plastic sleeve	0.25 mm ² ... 2.5 mm ²

Power supply unit - UNO2-PS/1AC/48DC/240W



1110155

<https://www.phoenixcontact.com/in/products/1110155>

rigid (AWG)	24 ... 14 (Cu)
Stripping length	6.5 mm
Tightening torque	0.5 Nm ... 0.6 Nm 4 lb _f -in. ... 5 lb _f -in.
Drive form screw head	Slotted L

Signal

Position	3.x
Identification	3.1 (13), 3.2 (14)

Conductor connection

Connection method	Screw connection
rigid	0.2 mm ² ... 2.5 mm ²
flexible	0.2 mm ² ... 2.5 mm ²
flexible with ferrule without plastic sleeve	0.25 mm ² ... 2.5 mm ²
flexible with ferrule with plastic sleeve	0.25 mm ² ... 2.5 mm ²
rigid (AWG)	24 ... 14 (Cu)
Stripping length	6.5 mm
Tightening torque	0.5 Nm ... 0.6 Nm 4 lb _f -in. ... 5 lb _f -in.
Drive form screw head	Slotted L

LED signaling

Types of signaling	DC OK LED - signal state operation ($U_N = 48 \text{ V DC}$, $I_{Out} = I_N$)
--------------------	----------------------------------------------------------------------------------

Electrical properties

Number of phases	1.00
Insulation voltage input/output	4 kV AC (type test) 3 kV AC (routine test)
Insulation voltage input / PE	3.5 kV AC (type test) 2.4 kV AC (routine test)

Product properties

Product type	Power supply UNO POWER
MTBF (IEC 61709, SN 29500)	> 1000000 h (25 °C) > 550000 h (40 °C) > 280000 h (55 °C)
Environmental protection directive	RoHS Directive 2011/65/EU WEEE Reach

Insulation characteristics

Protection class	I
Degree of pollution	2

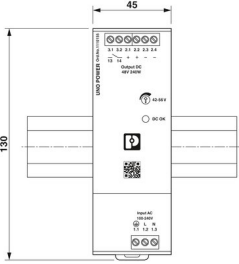
Power supply unit - UNO2-PS/1AC/48DC/240W



1110155

<https://www.phoenixcontact.com/in/products/1110155>

Dimensions

Dimensional drawing	
Width	45 mm
Height	130 mm
Depth Device depth (DIN rail mounting)	125 mm (Device depth (DIN rail mounting))

Installation dimensions

Installation distance right/left (active, passive)	0 mm / 0 mm ($P_{Out} \geq 50\%$)
Installation distance top/bottom (active, passive)	30 mm / 30 mm ($P_{Out} \geq 50\%$)

Mounting

Mounting type	DIN rail mounting
Assembly instructions	alignable: 0 mm horizontally, 30 mm vertically
Mounting position	horizontal DIN rail NS 35, EN 60715
With protective coating	No

Material specifications

Flammability rating according to UL 94	V0 (Housing, terminal blocks)
Housing material	Metal
Hood version	Stainless steel
Side element version	Aluminum
Foot latch material	Sheet steel, zinc-plated
Housing material	Aluminum (AlMg3) / sheet steel, zinc-plated

Environmental and real-life conditions

Ambient conditions

Degree of protection	IP20
Ambient temperature (operation)	-25 °C ... 70 °C (> 55 °C Derating: 2.5 %/K)
Ambient temperature (storage/transport)	-40 °C ... 85 °C
Ambient temperature (start-up type tested)	-40 °C
Maximum altitude	≤ 3000 m (> 2000 m, Derating: 10 %/1000 m)
Climatic class	3K3 (in acc. with EN 60721)
Max. permissible relative humidity (operation)	≤ 95 % (at 25 °C, non-condensing)
Shock (operation)	18 ms, 30g, per spatial direction (IEC 60068-2-27)
Vibration (operation)	10 Hz ... 50 Hz, amplitude ±0.2 mm 50 Hz to 150 Hz, 2.3 g, 90 min.

Power supply unit - UNO2-PS/1AC/48DC/240W



1110155

<https://www.phoenixcontact.com/in/products/1110155>

Standards and regulations

Overvoltage category

EN 61010-1	II (≤ 3000 m)
------------	---------------------

Overvoltage category

EN 62477-1	III (≤ 3000 m)
------------	----------------------

Safety of power supply units up to 1100 V (insulation distances)

Standards/specifications	DIN EN 61558-2-16
--------------------------	-------------------

Electrical safety

Standards/specifications	IEC 61010-2-201 (SELV)
--------------------------	------------------------

Electronic equipment for use in power installations

Standards/specifications	EN 50178/VDE 0160 (PELV)
--------------------------	--------------------------

Safety for measurement, control, and laboratory equipment

Standards/specifications	IEC 61010-1
--------------------------	-------------

Protective extra-low voltage

Standards/specifications	IEC 61010-1 (SELV)
	IEC 61010-2-201 (PELV)

Safe isolation

Standards/specifications	IEC 61558-2-16
	IEC 61010-2-201

Limitation of harmonic line currents

Standards/specifications	EN 61000-3-2
--------------------------	--------------

Mains voltage dips

Standards/specifications	SEMI F47 - 0706 (185 V AC)
--------------------------	----------------------------

Approval data

UL

Identification	UL/C-UL Listed UL 61010-1
----------------	---------------------------

UL

Identification	UL/C-UL Listed UL 61010-2-201
----------------	-------------------------------

UL

Identification	UL/C-UL Listed ANSI/UL 121201 Class I, Division 2, Groups A, B, C, D (Hazardous Location)
----------------	-------------------------------------------------------------------------------------------

SIQ

Identification	CB scheme (IEC 61010-1, IEC 61010-2-201)
----------------	------------------------------------------

EMC data

Power supply unit - UNO2-PS/1AC/48DC/240W



1110155

<https://www.phoenixcontact.com/in/products/1110155>

Low Voltage Directive	Conformance with Low Voltage Directive 2014/35/EC
Electromagnetic compatibility	Conformance with EMC Directive 2014/30/EU
EMC requirements for noise immunity	EN 61000-6-2
Conducted noise emission	EN 55016 EN 61000-6-3 (Class B)
Interference emission	Interference emission in accordance with EN 61000-6-3 (residential and commercial) and EN 61000-6-4 (industrial)
Noise emission	EN 55016 EN 61000-6-3 (Class B)
Noise immunity	EN 61000-6-2:2005

Harmonic currents

Standards/regulations	EN 61000-3-2 EN 61000-3-2 (Class A)
Frequency range	0 kHz ... 2 kHz

Flicker

Standards/regulations	EN 61000-3-3
Frequency range	0 kHz ... 2 kHz

Electrostatic discharge

Standards/regulations	EN 61000-4-2
-----------------------	--------------

Electrostatic discharge

Contact discharge	6 kV (Test Level 3)
Discharge in air	8 kV (Test Level 3)
Comments	Criterion A

Electromagnetic HF field

Standards/regulations	EN 61000-4-3
-----------------------	--------------

Electromagnetic HF field

Frequency range	80 MHz ... 1 GHz
Test field strength	10 V/m (Test Level 3)
Frequency range	1 GHz ... 6 GHz
Test field strength	10 V/m (Test Level 3)
Comments	Criterion A

Fast transients (burst)

Standards/regulations	EN 61000-4-4
-----------------------	--------------

Fast transients (burst)

Input	4 kV (Test Level 4 - asymmetrical)
Output	2 kV (Test Level 3 - asymmetrical)
Comments	Criterion A

Surge voltage load (surge)

Standards/regulations	EN 61000-4-5
-----------------------	--------------

Power supply unit - UNO2-PS/1AC/48DC/240W



1110155

<https://www.phoenixcontact.com/in/products/1110155>

Input	2 kV (Test Level 4 - symmetrical)
	4 kV (Test Level 4 - asymmetrical)
Output	1 kV (Test Level 3 - symmetrical)
	2 kV (Test Level 3 - asymmetrical)
Comments	Criterion A

Conducted interference

Standards/regulations	EN 61000-4-6
-----------------------	--------------

Conducted interference

Input/Output	asymmetrical
Frequency range	0.15 MHz ... 80 MHz
Comments	Criterion A
Voltage	10 V (Test Level 3)

Voltage dips

Standards/regulations	EN 61000-4-11
Voltage	230 V AC
Frequency	50 Hz
Voltage dip	70 %
Number of periods	25 / 30 periods
Comments	Criterion A
Voltage dip	40 %
Number of periods	12 periods
Additional text	Test Level 2
Comments	Criterion A
Voltage dip	0 %
Number of periods	1 period
Additional text	Test Level 2
Comments	Criterion B

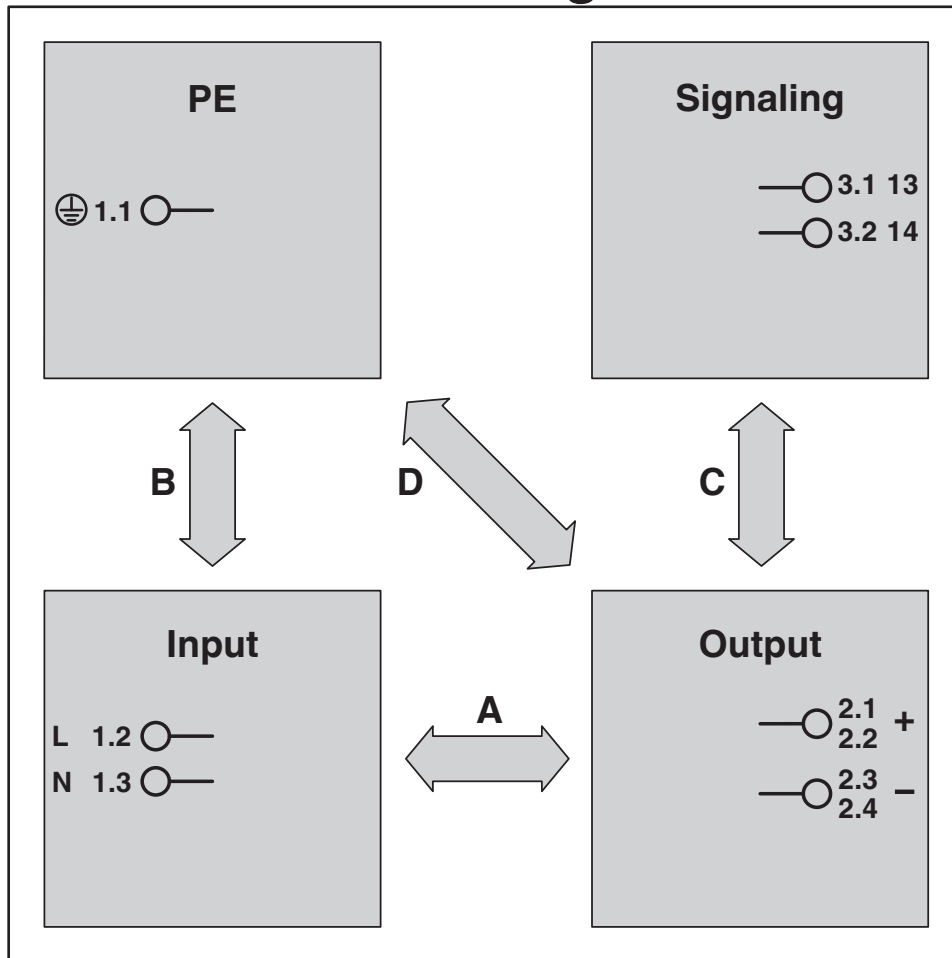
Criteria

Criterion A	Normal operating behavior within the specified limits.
Criterion B	Temporary impairment to operational behavior that is corrected by the device itself.

Drawings

Schematic diagram

Housing

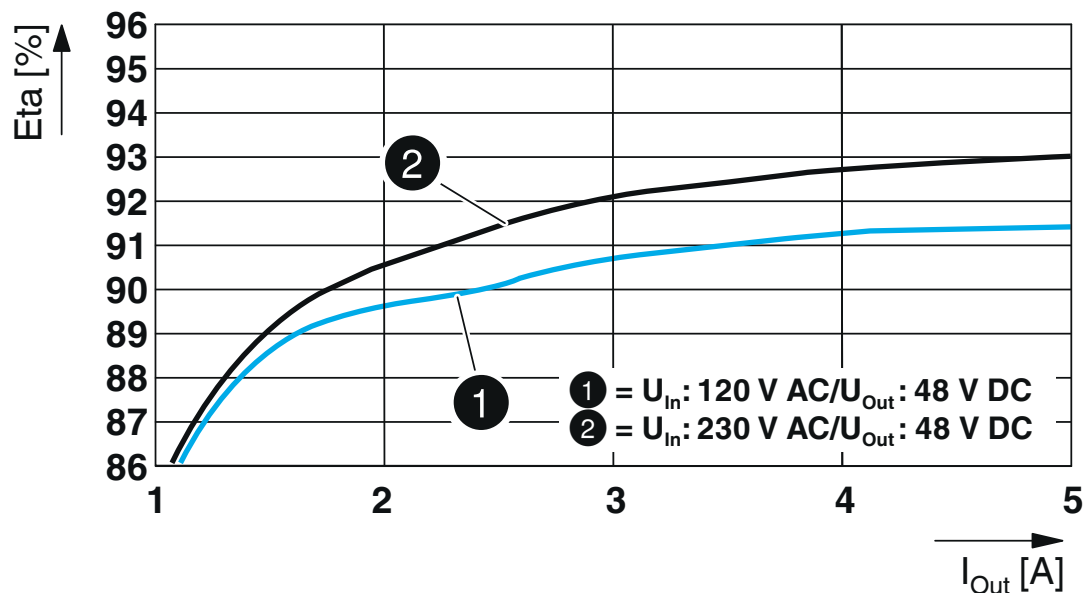


Test sections, insulation voltage

1110155

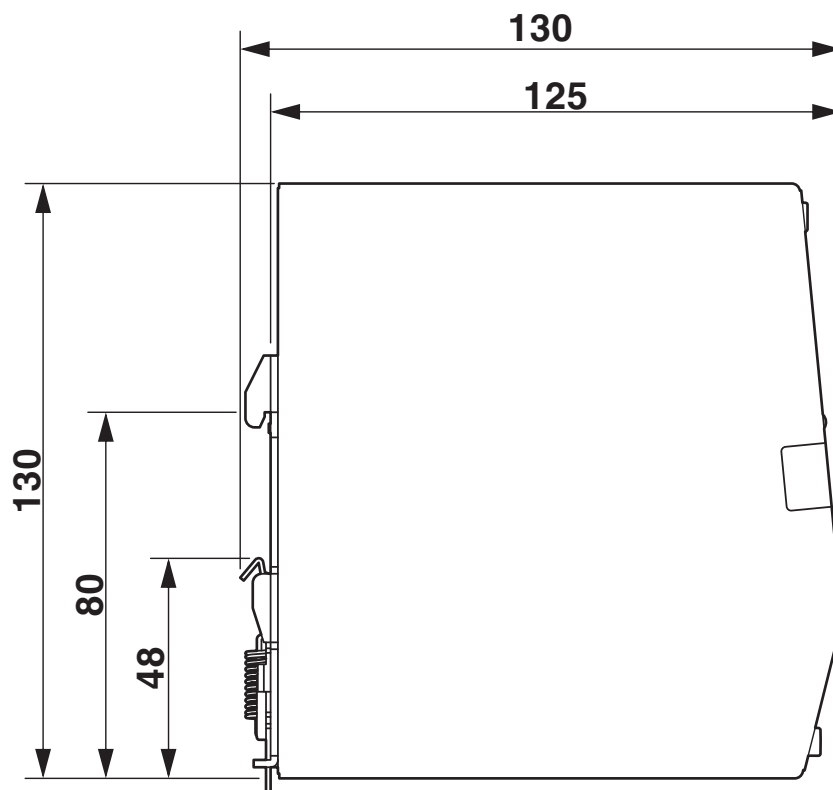
<https://www.phoenixcontact.com/in/products/1110155>

Diagram



Efficiency

Dimensional drawing



Device dimensions (dimensions in mm)

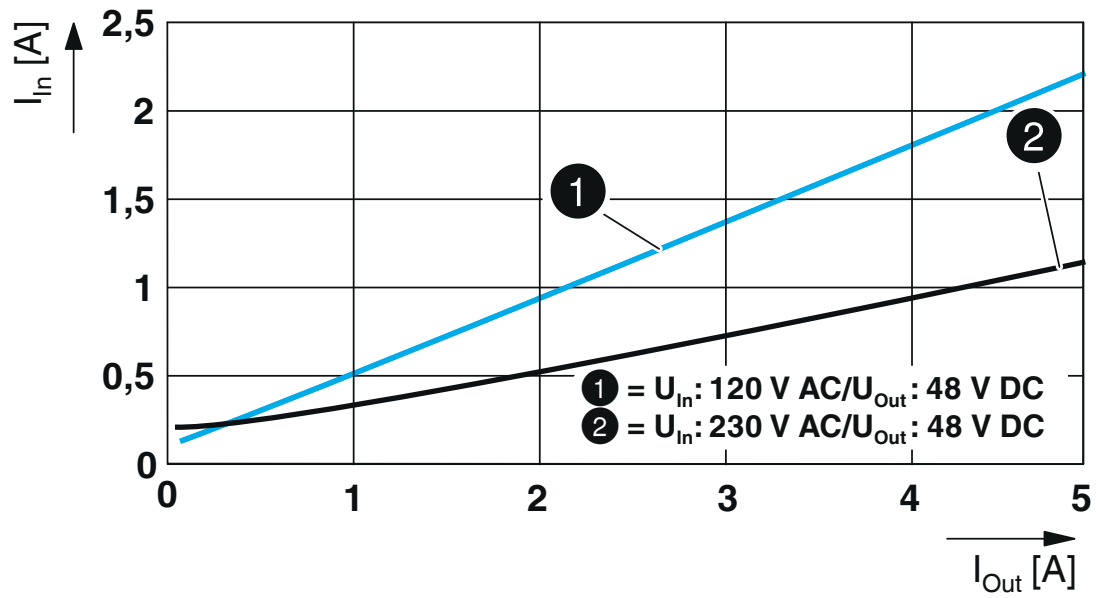
Power supply unit - UNO2-PS/1AC/48DC/240W



1110155

<https://www.phoenixcontact.com/in/products/1110155>

Diagram



Input current/output current

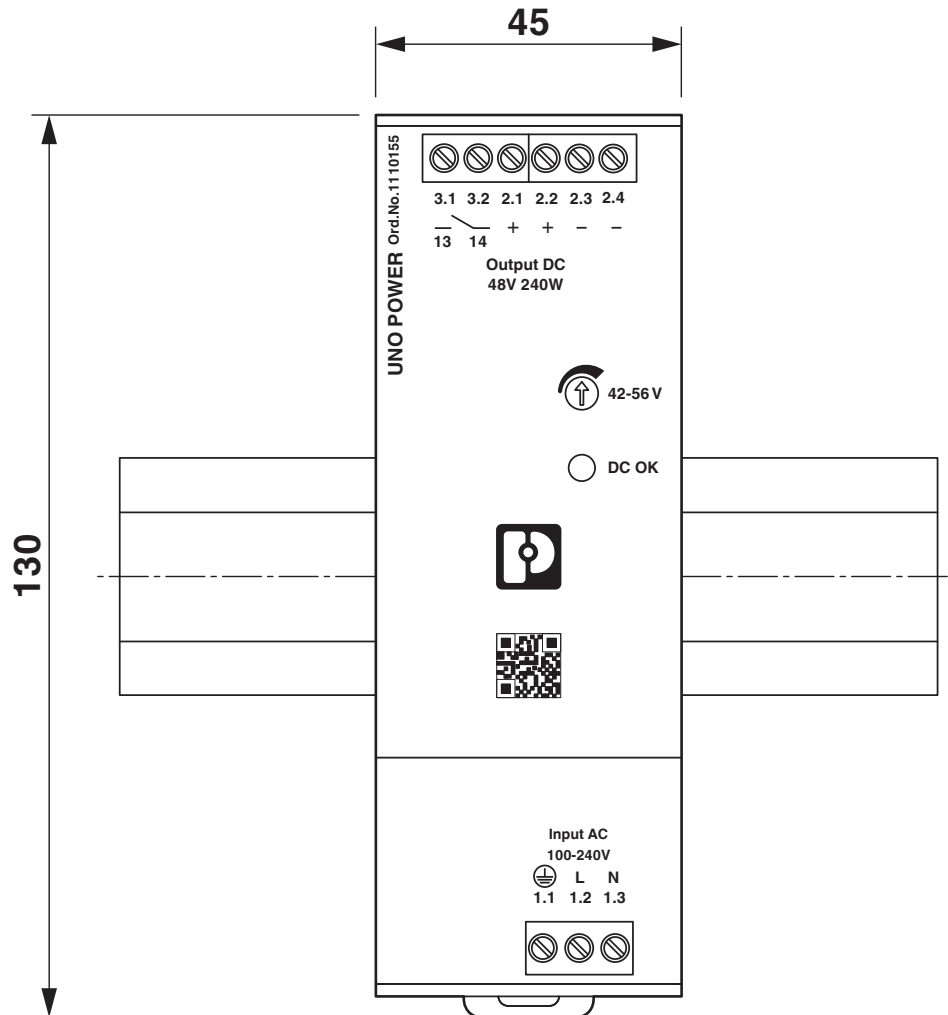
Power supply unit - UNO2-PS/1AC/48DC/240W



1110155

<https://www.phoenixcontact.com/in/products/1110155>

Dimensional drawing

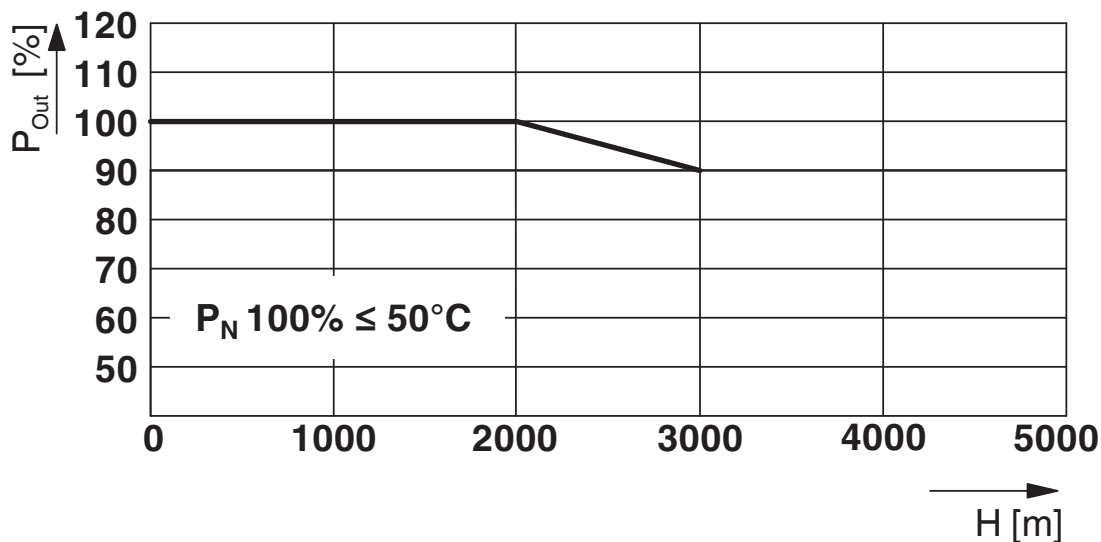


Device dimensions (dimensions in mm)

1110155

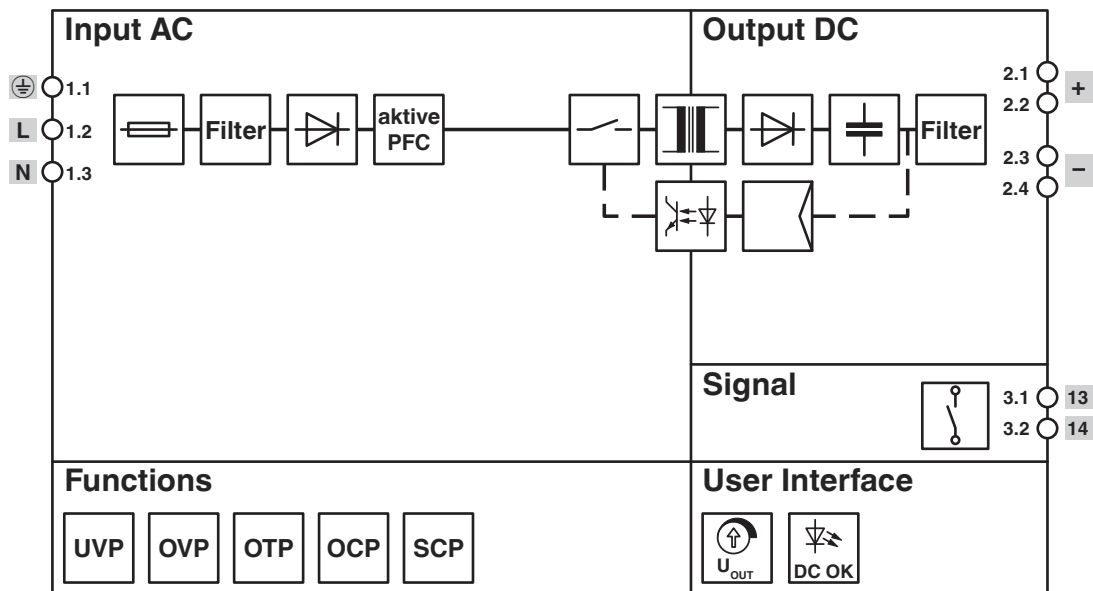
<https://www.phoenixcontact.com/in/products/1110155>

Diagram

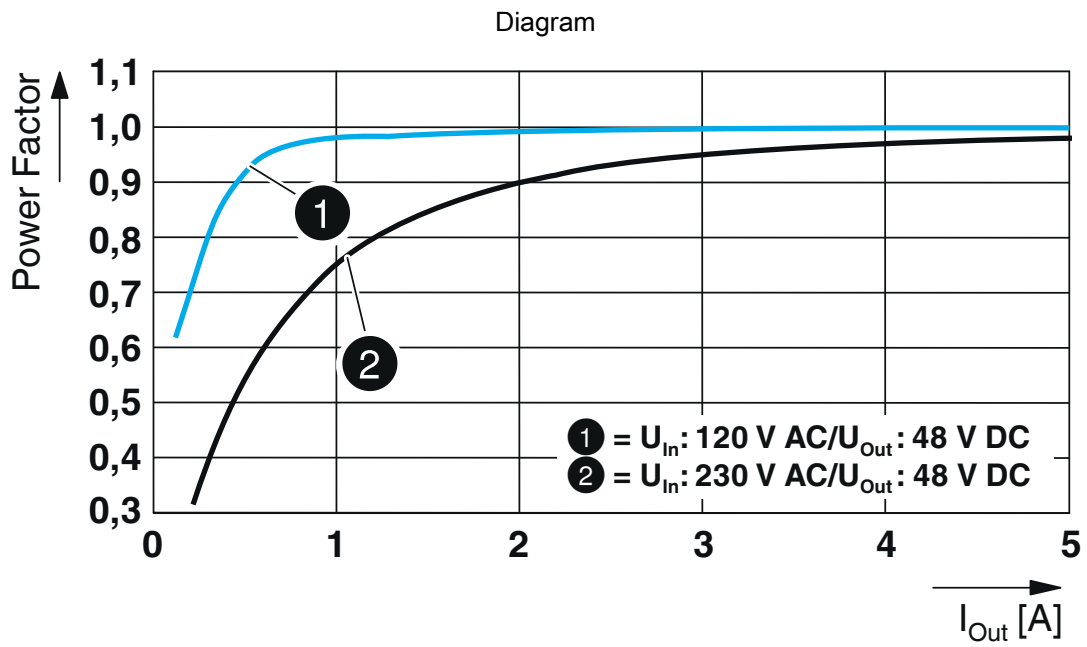


Output power/installation altitude

Block diagram



Block diagram



Power factor

Power supply unit - UNO2-PS/1AC/48DC/240W



1110155

<https://www.phoenixcontact.com/in/products/1110155>

Approvals



cULus Listed

Approval ID: FILE E 123528



EAC

Approval ID: RU S-DE.BL08.W.00764



cULus Listed

Approval ID: FILE E 199827

Power supply unit - UNO2-PS/1AC/48DC/240W



1110155

<https://www.phoenixcontact.com/in/products/1110155>

Classifications

ECLASS

ECLASS-11.0

27040701

ETIM

ETIM 8.0

EC002540

UNSPSC

UNSPSC 21.0

39121000

Power supply unit - UNO2-PS/1AC/48DC/240W



1110155

<https://www.phoenixcontact.com/in/products/1110155>

Environmental Product Compliance

REACH SVHC	Lead 7439-92-1
China RoHS	Environmentally Friendly Use Period = 25;
	For information on hazardous substances, refer to the manufacturer's declaration available under "Downloads"

Power supply unit - UNO2-PS/1AC/48DC/240W



1110155

<https://www.phoenixcontact.com/in/products/1110155>

Accessories

Redundancy module

Redundancy module - TRIO-DIODE/48DC/2X10/1X20 - 2866527

<https://www.phoenixcontact.com/in/products/2866527>

Redundancy module with function monitoring, 48 V DC, 2x 10 A, 1x 20 A



Type 3 surge protection device

Type 3 surge protection device - PLT-SEC-T3-230-FM-UT - 2907919

<https://www.phoenixcontact.com/in/products/2907919>



Type 2/3 surge protection, consisting of protective plug and base element with screw connection. For single-phase power supply network with integrated status indicator and remote signaling. Nominal voltage: 230 V AC/DC

Power supply unit - UNO2-PS/1AC/48DC/240W



1110155

<https://www.phoenixcontact.com/in/products/1110155>

Type 3 surge protection device

Type 3 surge protection device - PLT-SEC-T3-230-FM-PT - 2907928

<https://www.phoenixcontact.com/in/products/2907928>



Type 2/3 surge protection, consisting of protective plug and base element with Push-in connection. For single-phase power supply network with integrated status indicator and remote signaling. Nominal voltage: 230 V AC/DC

Phoenix Contact 2023 © - all rights reserved

<https://www.phoenixcontact.com>

PHOENIX CONTACT (I) Pvt. Ltd.

A-58/2, Okhla Industrial Area, Phase - II, New Delhi-110 020

+91.1275.71420

info@phoenixcontact.co.in