


VPU PV I+II 3 R 1500

Weidmüller Interface GmbH & Co. KG
Klingenbergstraße 26
D-32758 Detmold
Germany

www.weidmueller.com

Product image**General ordering data**

Version	Surge voltage arrester, Low voltage, with remote contact
Order No.	2530590000
Type	VPU PV I+II 3 R 1500
GTIN (EAN)	4050118540802
Qty.	1 pc(s).
Replacement parts	2530570000 2534330000 1402570000

Creation date February 20, 2023 9:42:21 AM CET

Catalogue status 03.02.2023 / We reserve the right to make technical changes.

VPU PV I+II 3 R 1500

Weidmüller Interface GmbH & Co. KG

Klingenbergstraße 26

D-32758 Detmold

Germany

www.weidmueller.com

Technical data

Dimensions and weights

Depth	86 mm	Depth (inches)	3.386 inch
Height	102 mm	Height (inches)	4.016 inch
Width	54 mm	Width (inches)	2.126 inch
Net weight	480 g		

Temperatures

Storage temperature	85 °C	Operating temperature	-40 °C...85 °C
Operating temperature, min.	-40 °C	Operating temperature, max.	85 °C
Humidity	5 - 95% rel. humidity		

Rated data UL

Ambient temperature (operational), max. 85 °C		Rated Voltage U_N	1,500 V
SCCR	65 kA	I_n	20 kA
Category	SPD TYPE 1CA	Ambient temperature (operational), min. -40 °C	
Certificate No. (cURus)	E354261	VPR (DC+/DC-)	4,000 V
Voltage type	DC		

Connection data, remote alert

Connection type	PUSH IN	Cross-section for connected wire, solid core, max.	1.5 mm ²
Cross-section for connected wire, solid core, min.	0.25 mm ²	Stripping length	12 mm

General data

Colour	black, orange	Design	Installation housing; 3TE, Insta IP 20
Operating altitude	< 4,000 m, see operating instructions	Optical function display	green = OK; red = arrester is defective - replace
Protection degree	IP20	Rail	TS 35
UL 94 flammability rating	V-0	Version	with remote contact

Insulation coordination acc. to EN 50178

Pollution severity	2	Surge voltage category	III
--------------------	---	------------------------	-----

Photovoltaic technical data

Discharge current I_n (8/20 μ s)	20 kA	Discharge current, max. (8/20 μ s)	30 kA
Lightning test current I_{imp} (10/350 μ s)	5 kA	Operating height in the grounded PV system	\leq 2000 m
Operating height in ungrounded PV system	< 4,000 m, see operating instructions	PV system voltage, max. U_{cpv}	1,500 V
Protection level U_p (+/-, -/PE, +/-PE)	\leq 5,0 kV	Requirements class	Type I/II
Short-circuit current I_{SCPV}	11,000 A	Standards	EN 61643-31, EN 50539-11, UL 1449
Total discharge current I_{total} (8/20 μ s)	40 kA	Total discharge current I_{total} (10/350 μ s)	10 kA

VPU PV I+II 3 R 1500

Weidmüller Interface GmbH & Co. KG

Klingenbergstraße 26

D-32758 Detmold

Germany

www.weidmueller.com

Technical data

Rated data IEC / EN

Discharge current, max. (8/20 μ s)	30 kA	Leakage current at U_n	30 μ A
Lightning test current I_{imp} (10/350 μ s)	5 kA	Number of poles	3
Rated voltage (DC)	1500 V	Response time	≤ 25 ns
SPD type	T1, T2	Signalling contact	250 V 1A 1CO, 125 V AC / 1 A, 48 V CC / 0.5 A
Standards	EN 61643-31, EN 50539-11, UL 1449	Voltage type	DC

Connection data

Stripping length	18 mm	Type of connection	Screw connection
Stripping length, rated connection	18 mm	Tightening torque, min.	2 Nm
Tightening torque, max.	4.5 Nm	Clamping range, rated connection	16 mm ²
Clamping range, min.	1.5 mm ²	Clamping range, max.	35 mm ²
Wire cross-section, solid, min.	1.5 mm ²	Wire cross-section, solid, max.	16 mm ²
Wire connection cross section, finely stranded, min.	1.5 mm ²	Wire connection cross section, finely stranded, max.	25 mm ²
Conductor cross-section, flexible, AEH (DIN 46228-1), min.	1.5 mm ²	Conductor cross-section, flexible, AEH (DIN 46228-1), max.	25 mm ²
Connection cross-section, stranded, min.	1.5 mm ²	Connection cross-section, stranded, max.	35 mm ²

Guarantee

Time interval	5 years
---------------	---------

Classifications

ETIM 6.0	EC000941	ETIM 7.0	EC000941
ETIM 8.0	EC000941	ECLASS 9.0	27-13-08-05
ECLASS 9.1	27-13-08-05	ECLASS 10.0	27-13-08-05
ECLASS 11.0	27-13-08-05	ECLASS 12.0	27-17-90-90

Approvals

Approvals



ROHS	Conform
UL File Number Search	UL Website
Certificate No. (cURus)	E354261

Downloads

Approval/Certificate/Document of Conformity	EAC VPU SERIES CE_VPU_PV
Engineering Data	CAD data – STEP
Tender specification	Ausschreibungstext DE Tenderspecification EN
User Documentation	Beipackzettel / Instruction sheet
Catalogues	Catalogues in PDF-format

Creation date February 20, 2023 9:42:21 AM CET

Catalogue status 03.02.2023 / We reserve the right to make technical changes.

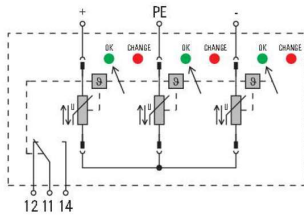
VPU PV I+II 3 R 1500

Weidmüller Interface GmbH & Co. KG
Klingenbergstraße 26
D-32758 Detmold
Germany

Drawings

www.weidmueller.com

Electric symbol



Circuit diagram

VPU PV I+II 3 R 1500

Weidmüller Interface GmbH & Co. KG
 Klingenbergstraße 26
 D-32758 Detmold
 Germany

www.weidmueller.com

Accessories

Blank



ESG is the tried-and-tested marker in MultiCard format for use on many well-known electrical devices. The result is high-quality device marking with a high-contrast appearance.

Various types are available for devices from manufacturers like Siemens, ABB, Beckhoff etc.

Advantages at a glance:

- Tags for universal usage, self-adhesive or clip-on tags, depending on type
- For aligned equipment, e.g. circuit breakers, we supply ESG markers for clipping onto tag rails
- Individual laser-quality printing according to specifications

For custom printing: Please send us a file of our labeling software M-Print PRO or M-Print PRO Online (without installation) for your labeling specifications.

General ordering data

Type	ESG 6/15 K MC NE WS	Version
Order No.	1880100000	ESG, Device markers x 15 mm, PA 66, Colour: white, Self-adhesive
GTIN (EAN)	4032248478781	
Qty.	200 pc(s).	

Crosshead screwdriver Phillips



VDE insulated crosshead screwdriver, for Phillips screws, SDIK PH DIN 7438, ISO 8764/2-PH, output to ISO 8764-PH, SoftFinish grip

General ordering data


Type	SDIK PH1 X 80	Version
Order No.	2749890000	Screwdriver, Blade width (B): 80 mm, Blade thickness (A):
GTIN (EAN)	4050118897098	
Qty.	1 pc(s).	

VPU PV I+II 3 R 1500**Weidmüller Interface GmbH & Co. KG**

Klingenbergstraße 26

D-32758 Detmold

Germany

www.weidmueller.com**Accessories****Slotted screwdriver**

VDE insulated slot-head screwdriver, SDI DIN 7437, ISO 2380/2, drive output acc. to DIN 5264, ISO 2380/1. SoftFinish grip

General ordering data

Type	SDIS 1.0X5.5X125	Version
Order No.	2749850000	Screwdriver, Blade width (B): 5.5 mm, Blade length: 125 mm, Blade
GTIN (EAN)	4050118897050	thickness (A): 1 mm
Qty.	1 pc(s).	

VPU PV I+II 3 R 1500

Weidmüller Interface GmbH & Co. KG

Klingenbergstraße 26

D-32758 Detmold

Germany

www.weidmueller.com

Replacement parts

Spare Arrester



VPU PV

The VARITECTOR overvoltage protection series VPU PV I (Type I) and VPU PV II (Type II) protects Photovoltaic systems and their components effective against interference from lightning and surges. Even well below the limits that are specified through the insulation coordination according to EN 60664-3 / DIN VDE 0110-3.

The arresters are designed according to product standard IEC 50539-11 / DIN EN 50539-11 tested and can be used in systems according to the application standard IEC 50539-12 / DIN EN 50539-12 and according to IEC 60364-7-712 "Installation of photovoltaic supply systems" to be installed.

General ordering data

Type	VPU PV I+II OM 1500	Version
Order No.	2534330000	Surge voltage arrester, Low voltage, Accessories, Spare arrester
GTIN (EAN)	4050118546002	
Qty.	9 pc(s).	

Type	VPU PV I+II O 1500	Version
Order No.	2530570000	Surge voltage arrester, Low voltage, Accessories, Spare arrester
GTIN (EAN)	4050118540482	
Qty.	9 pc(s).	

VPU Series



Versatile accessories round off the surge protection range. E.g. the all-purpose measuring device V-TEST, which is used to check the function of pluggable arresters such as VSPC.

General ordering data

Type	PLUG VPU	Version
Order No.	1402570000	VPU series, Accessories
GTIN (EAN)	4050118204360	
Qty.	10 pc(s).	